

**2021
NEW TAIPEI
SDGs
VOLUNTARY
LOCAL
REVIEW**



New Taipei × SDGs

Acknowledgement



In 2021, while New Taipei City has been greatly hit by the COVID-19 pandemic like every other city worldwide, the efforts of building a livable and thriving city has never stopped.

The VLR is an opportunity to share with the world the concerted action taken by the New Taipei City Government and citizens to implement the Sustainable Development Goals. The Secretariat is deeply grateful for the never-failing support from all partners in the city government for the completion of this report. (Sorted according to the self-government ordinances of New Taipei City Government):

The Civil Affairs Department, the Finance Department, the Education Department, the Economic Development Department, the Public Works Department, the Water Resources Department, the Agriculture Department, the Urban and Rural Development Department, the Social Welfare Department, the Land Administration Department, the Labor Affairs Department, the Transportation Department, the Tourism and Travel Department, the Legal Affairs Department, the Police Department, the Department of Health, the Environmental Protection Department, the Fire Department, the Cultural Affairs Department, the Indigenous Peoples Department, the Information Department, the Personnel Department, the Department of Budget, Accounting and Statistics, the Civil Service Ethics Office, the Research, Development and Evaluation Commission, the Hakka Affairs Department, the Department of Rapid Transit Systems, and their subordinate offices.

CONTENTS

O Preface

O · 1	Message from the Mayor	0 0 6
O · 2	Message from the Director-General of Secretariat	0 0 8
O · 3	Message from the Executive Secretary of the New Taipei Sustainable Development Committee	0 1 0
O · 4	Writing Guides and Methods	0 1 2

1 The New Taipei Model for Sustainable Development

1 · 1	Expanding International Networks	0 1 6
1 · 2	Signing the New York VLR Declaration	0 2 0
1 · 3	New Taipei's Implementation of SDGs	0 2 2

2 New Taipei's Battle against COVID-19

2 · 1	Sustainable Actions during the Pandemic	0 3 0
2 · 2	COVID-19: We Are All in This Together	0 3 2

3 New Taipei: A Path to a More Livable City

3·1	Safety & Ease: Citizens' Everyday Lives	048
3·2	Inclusive Living: A Livable Smart City	054
3·3	Sense of Well-being: Enjoyable Lifestyles	064
3·4	Development & Employment: Opportunities Abound	070
3·5	Agenda 2030: A Work in Progress	076
3·6	Analysis of New Taipei SDGs Interactions	094

4 Partnerships for a Better New Taipei

4·1	New Taipei: Where Great Things Happen	102
4·2	A Call to Action for Sustainability	110
4·3	A Better Future for Our Environment	118
4·4	A Safer Society for All	124
4·5	Partnering for Sustainable Solutions	128

5 Future of New Taipei City

	Conclusion and Future Outlook	132
--	-------------------------------	-----

Appendix

A·1	Sustainable Development Indicators for New Taipei City	138
A·2	New Taipei City Sustainable Development Keywords Database	166
A·3	Index of Methodologies and Data for the SDGs of New Taipei City	168

CHAPTER

Message from the Mayor /
Message from the Director-General of Secretariat /
Message from the Executive Secretary of the
New Taipei Sustainable Development Committee /
Writing Guides and Methods

PREFACE

A photograph of a misty forest. A dirt path leads through tall, slender trees. The ground is covered in green moss and fallen leaves. The atmosphere is soft and ethereal due to the mist.

TERO

FACE

O·1

Message

from the Mayor

**Never Forget Why I Started:
Build a Livable and Thriving City**

In October 2019, New Taipei City was the first city in Taiwan and tenth in the world to release its Voluntary Local Review (VLR) on Sustainable Development Goals (SDGs), revealing to the world the city's determination to achieve sustainability. In 2020, New Taipei was the only city in Taiwan invited to sign the New York City VLR Declaration, joining more than 222 cities worldwide in promoting the SDGs adopted by the United Nations. According to the 2020 Sustainable City Survey, Businesses Today ranked New Taipei the most sustainable city out of Taiwan's six special municipalities. Citizens' acknowledgment of the city government's efforts has been the greatest motivation for moving toward sustainability. To the New Taipei City Government, the values that SDGs reflection are shared by municipal departments, cities, and generations to come, and therefore I would like to encourage all partners to embody SDGs in various policies.

New Taipei City has been taking action and aligning with the international community in promoting sustainable development. For example, New Taipei City became a member of the Powering Past Coal Alliance (PPCA) and signed the Climate Emergency Declaration to join major international cities on addressing major issues that affect us all such as climate, society, and economy. As Taiwan's largest city, ensuring optimal quality of life for its citizens requires more sufficient consideration on pandemic preparation and sustainable development. Compared with the central government, the local government addresses local needs and is more flexible. When New Taipei is implementing SDGs, we have established strategic partnerships through industry-academia-government collaboration with international cities, international organizations, renowned think tanks and research institutions, social enterprises, international enterprises, and nongovernmental organizations (NGOs). As the Mayor of New Taipei City, I will spare no efforts in promoting people-centered and community-centered sustainability policies and join hands with citizens from all walks of life and various industries. On April 22, 2021, New Taipei City announced the publication of its second VLR by the end of the year. By looking back to look forward, the VLR not only reviews the progress of our sustainability policies since the issue of its first VLR in 2019 but also documents our sustainable actions.



Mayor

侯友宜 Yu-ih Hsu

From 2020 to 2021, the outbreak of the COVID-19 pandemic has completely changed how the world functions. Numerous cities have faced unprecedented issues as a result of the pandemic. Located in Taiwan that has seen little impact from the pandemic, locally, New Taipei not only responded with swift pandemic resource preparedness; internationally, timely support was given to our friends by donating supplies and sharing our pandemic prevention experience. Despite the pandemic, New Taipei City has remained steadfast on implementing SDGs and upholding the spirit of "leaving no one behind." We believe solid friendship is most needed in times of difficulties, and "New Taipei, New Normal" can only be co-created by standing together through thick and thin.

We also believe that there will be more international cities, outstanding enterprises, and international investment sharing the same philosophy and values that view New Taipei as a go-to location for green economy development because they recognize the city's persistence in implementing sustainability. In solving urban problems through sustainable thinking, New Taipei is happy to share local sustainable solutions with international cities. Embracing the world with open hands, we wish to leave no one behind, and together we meet challenges ahead.

O·2

Message from the Director- General of Secretariat

**SDGs Enable Us to Embrace Existing and
Future Challenges through Innovation**



Director-General, Secretariat

Yao, Ching-yu

Since New Taipei City disclosed Taiwan's first VLR on SDGs in 2019, central and local governments, media, and other parties have started holding SDG-related activities and publishing reports of their own. We are pleased to see New Taipei City's first VLR serving as an inspiration to others. Meanwhile, New Taipei City has been consulting and learning from experts and scholars, actively participating in events held by international organizations and forums, and progressing with like-minded partners. Currently, over half of the world's population lives in cities. As the largest city in Taiwan, it has been a necessary gesture for New Taipei to proactively participate in international activities and seek international partnerships to solve urban development problems. This explains why the Secretariat opted to cooperate with international cities such as New York in promoting SDGs in the first place.

Amidst the ongoing pandemic, with the soon-to-be-published second VLR (2021), we feel completely different from 2 years ago. The outbreak of the pandemic has brought many changes. First of all, the lifestyle has changed. Facemasks have become a necessity, and working from home has replaced physical commutes. Outdoor shopping and dining together at the same table are no longer taken for granted. Holiday travel has become a luxury. Second, environmental changes have been observed. The pandemic has greatly reduced human-induced pollution, accelerating the ecosystem's recovery. To combat the virus, countries worldwide have developed vaccines with unprecedented efficiency where there seems to be some light at the end of the tunnel. We have also witnessed how powerful collective efforts are when there seem to be solutions to global issues such as global warming.

Cities have an undeniable responsibility to address climate change and the COVID-19 pandemic. However, technology (including medicine) alone may be inadequate to overcome such diverse and severe challenges. A seemingly effective and rapid solution without a comprehensive consideration of relevant social and economic factors may only mark the beginning of another long-term problem. City leaders must take all stakeholders into consideration, including the rights and interests of the disadvantaged without a voice. Demonstrating the spirit of "no one is safe until everyone is safe" during the pandemic, Mayor Hou embodies his goals of building a city where people can live and prosper and promoting the core values of SDGs, "leaving no one behind". This is the reason why we devoted a single chapter in the VLR to documenting New Taipei's fight against COVID-19.

Although the average age of the VLR editors at the Secretariat is under 30 years, they have effectively organized cross-departmental communications, a workshop on SDGs, and held repeated discussions with experts. Seeing their pursuit of quality and creativity in the co-creation process, I was greatly moved by the younger generation's full commitment to sustainable development. We hope that the VLR is more than just a government publication; we hope this book is a good read and has positive effects on readers. I look forward to feedback from all sectors.

"The first is gentleness, the second is economy, and the third is shrinking from taking precedence of others." This quote from Tao Te Ching, written more than 2,000 years ago, helps us reflect on endless consumption, production, and disposal in today's world. We are all just visitors on this planet. May the beauty of the planet be passed on for future generations.

0.3

Message from the Executive Secretary of the New Taipei Sustainable Development Committee

Sustainability is Achieved through
What We Do, Not What We Say

Executive Secretary of the Council for Sustainable Development

(Commissioner, Environmental Protection Department)

Cheng, Da-We



Sustainable development has long become a global trend and a shared ideal of countries and cities. From the Millennium Development Goals established in 2000 to the 17 SDGs adopted in 2016, the definition of “sustainability” has become more comprehensive. A greater emphasis has been placed on universal values and climate change to gradually increase awareness of sustainability among cities, regions, and countries.

While knowing the impact of climate change is transnational, New Taipei City acknowledges the pivotal role cities often play in mitigating climate change. We were the first in Taiwan to join the PPCA in 2019, with the objective of becoming a coal-free city by 2023. In 2020, we have continued to proactively take action to share the responsibility of carbon reduction alongside other international cities as we were the first to sign the Climate Emergency Declaration and propose the 2030 Climate Vision. Following the international trend of net-zero carbon emissions in 2021, New Taipei City announced three major blueprints for zero carbon emissions in April 2021 in the hope of serving as a pioneer of net-zero emissions. In addition, New Taipei City has taken the lead in supporting the “Cities Race To Zero” initiated by the United Nations Framework Convention on Climate Change (UNFCCC), thereby working alongside cities around the world to achieve net-zero carbon emissions by 2050. New Taipei has long been incorporating diverse perspectives and urban disaster prevention-related thinking into local actions under the global climate action framework to align with international trends. Through industry-academia-government collaboration, we established the Executive Committee for Climate Change and Energy Countermeasures through government-industry-

academia collaboration in April 2021 in an attempt to promote various climate mitigation and adaptation actions through efforts made by all sectors in climate governance.

To address global sustainability issues with various local approaches, New Taipei established the Healthy City and Sustainable Development Committee in 2011 chaired by Mayor Hou. Experts and scholars specializing in carbon reduction, green energy, and ecology were invited to provide valuable advice for promoting sustainability policies. In 2019, the New Taipei City Secretariat combined excellent sustainability policies of various municipal departments and launched Taiwan’s first VLR. Recognizing the importance of localizing international sustainability policies, the committee established 81 New Taipei Sustainability Indicators in October 2020 with 17 SDGs as the central tenets. The establishment of the indicators involved each department presenting their sustainable development achievements and stating desired values, thereby addressing international sustainability issues from various perspectives. The second VLR intends to link New Taipei Sustainability Indicators to the SDGs while presenting policies and success stories, thereby enabling the public to gain a better understanding of and pay more attention to sustainability issues.

Promoting sustainable development requires more than ideals but actions. In the future, New Taipei will continually integrate efforts across municipal departments to create a livable and thriving environment for citizens. New Taipei City will stay committed to participating in global sustainability initiatives.

O·4

Writing

Guides and

Methods

Retaining the core idea of the first VLR, the second VLR was still compiled based on SDGs and the spirit of leaving no one behind. Through municipal governance, New Taipei City Government hopes to demonstrate the importance of sustainable development to its citizens. In addition to containing the solutions provided by all departments of New Taipei City Government, the second VLR also includes the countermeasures taken by cities against the challenges arising from the COVID-19 pandemic. Before initiation of the VLR, the city government not only host the SDGs workshop but also invited colleagues to discuss content and to provide feedbacks and photos. Avoiding other formal reports, the second VLR is written in a way that speaks to the general public rather than in the conventional standardized format adopted by most reports.

This VLR is based on the following international editorial guidelines:

- ① United Nations' High-level Political Forum 2021 editorial focus on VLR;
- ② United Nations' 2020 Guidelines for VLRs;
- ③ SDG Tools;
- ④ Sustainable Development Solutions Network (SDSN);
- ⑤ United Nations Human Settlement Programme (UN Habitat);

The editorial for the solutions of this VLR is based on Sustainable Development Solutions Network(SDSN) toward SDGs and the data pertaining to Sustainable Development is collected from 227 states through the years by the United Nations Statistics Division was analyzed via “A Systematic Study of Sustainable Development Goal Interactions” of AGU.org. Furthermore, the second VLR identify SDGs following steps:

① Subject identification:

Apply dialectical methods to determine the solutions to sustainability issues, thereby precisely identifying solutions corresponding to relevant areas.

② Impact on goals:

Use a keyword list compiled by New Taipei City to directly identify the Core SDG that are positively related to relevant area.

③ Impact between goals:

Analyze the relationship between SDGs and a given policy (high or low relevance).

Ever since the release of the Sustainable Development Goals in 2016, all sectors have been searching for the mapping to the mission and frameworks of the 17 SDGs. Nevertheless, all of them fail to effectively avoid overt subjectivity and are equipped with applications of local inclusiveness, which render the focused Goals and the following strategy adjustment difficult for application. The causes to the variations and limitations include subjective identification, localized perspective, different contexts of language conversion, ambiguity of keywords, differences in the experience appropriate to the local, differences in the extended applications. The aforementioned methodological basis and steps were compiled in the hope of reviewing the achievements of New Taipei City in implementing SDGs. Through local implementation of SDGs, New Taipei City joins hands with the global community to face challenges.

For further Methodologies and Data of the VLR, please refer to Appendix A.3.

CHAP

Expanding International Networks /
Signing the New York VLR Declaration /
New Taipei's Implementation of SDGs

THE NEW TA
FOR SUST
DEVELO

TER 1

AIPEI MODEL
AINABLE
PMENT

1.1

**Expanding
International
Networks**



After New Taipei published its first voluntary local review (VLR) in 2019, we not only have been invited to participate in international conferences and share our sustainable actions with other cities in Taiwan, but also met numerous like-minded global partners through the promotion of SDGs, which have created additional opportunities for collaboration. Furthermore, the VLR was shortlisted for multiple awards, including the 2020 Golden Pin Design Award as well as the Good Design Award in Japan, and won the communication design category of the German iF Design Award in April 2021, which all signified considerable recognition of New Taipei's efforts to integrate innovation into sustainability initiatives.

By expanding its international network and implementing the SDGs, New Taipei strives to move toward becoming a livable city. Even in the face of the COVID-19 pandemic in 2020, we have never forgotten our commitment to achieving sustainable development. Through publication of New Taipei's second VLR, we hope to record our response measures against the COVID-19 pandemic and examine the outcomes of the sustainability policies implemented since 2019.

28

International events

79+

Countries

154+

Cities

3286

Partners

Since the publication of the first VLR, New Taipei has actively exchanged with international cities by sharing our VLRs and beliefs on sustainability. From 2019 to July 2021, New Taipei has hosted and participated in 28 international events and exchanged with 154 cities from more than 79 countries. Every event, story, and dialogue not only serves as an opportunity for acquiring SDG-related knowledge and learning from success stories of sustainable development but also further collaboration and exchange with international partners.

Figure 1.1 : Lists of SDGs - and VLR - related international events and conferences that New Taipei participated in from 2019 to October 2021



1.2

**Signing the
New York VLR
Declaration**

On February 19, 2020, with the invitation from the mayor of New York City, New Taipei signed the VLR Declaration launched by New York City, joining more than 222 international cities backing the Declaration to meet SDGs and fulfilling the following three commitments through actions:

1 Incorporate SDGs into policies:

Before signing the VLR Declaration, New Taipei City has compiled its own “New Taipei Indicators” based on the list of 169 specific targets and actively encouraged its municipal departments to incorporate SDGs into their policies, taking a step forward in internationalization.

2 Host at least one SDGs-related event:

Since signing the Declaration New Taipei City has hosted multiple international online forums on SDGs in which international expert scholars were invited for conversations and exchange.

3 Voluntarily submit VLR to the HLPF:

In 2019, we voluntarily submitted our first VLR. By 2021, we plan to submit our second VLR after its completion to continue the SDG-based exchange with international cities.

New Taipei is at the forefront of SDGs realization with cities worldwide, promoting the 2030 Agenda for Sustainable Development and striving to meet commitments in the face of challenges. We will stay committed to the VLR Declaration by incorporating SDGs into policies and putting them into practice, thereby furthering the city’s transformation into a livable and thriving city.



Figure 1.2 : The New York VLR Declaration

1.3

New Taipei's Implementation of SDGs

To truly achieve Mayor Hou's vision, municipal departments have to incorporate the SDGs into their policies. Through top-down policy formulation and bottom-up policy implementation, the New Taipei City Government works together with citizens and enterprises to build a sustainable future.

New Taipei City Government Healthy City and Sustainable Development Committee

Successful local SDGs implementation is built on clear goals and approaches. On November 10, 2011, the New Taipei City Healthy City and Sustainable Development Committee was established, consisting of the following divisions with different functions and goals: the International Vision, Energy Conservation and Carbon Reduction, Healthy Living, Resource and Industry, Biodiversity, Water Resources, Social Welfare,

Sustainable Education, Public Safety, and Urban and Rural Development Divisions. The Department of Environmental Protection and Department of Health are members of the Secretary Division, which is in charge of promoting committee affairs and holding regular meetings. The committee proposed the “New Taipei Sustainability Indicators” after setting its vision and goals in 2012. In 2020, to be in line with global trends, the committee reviewed and redefined the 81 sustainability indicators of New Taipei City and their target values aligned with the United Nations SDGs and in response to the issuance of the upcoming New Taipei City’s VLR. The three missions of the committee in promoting sustainable development in New Taipei City are as follows:

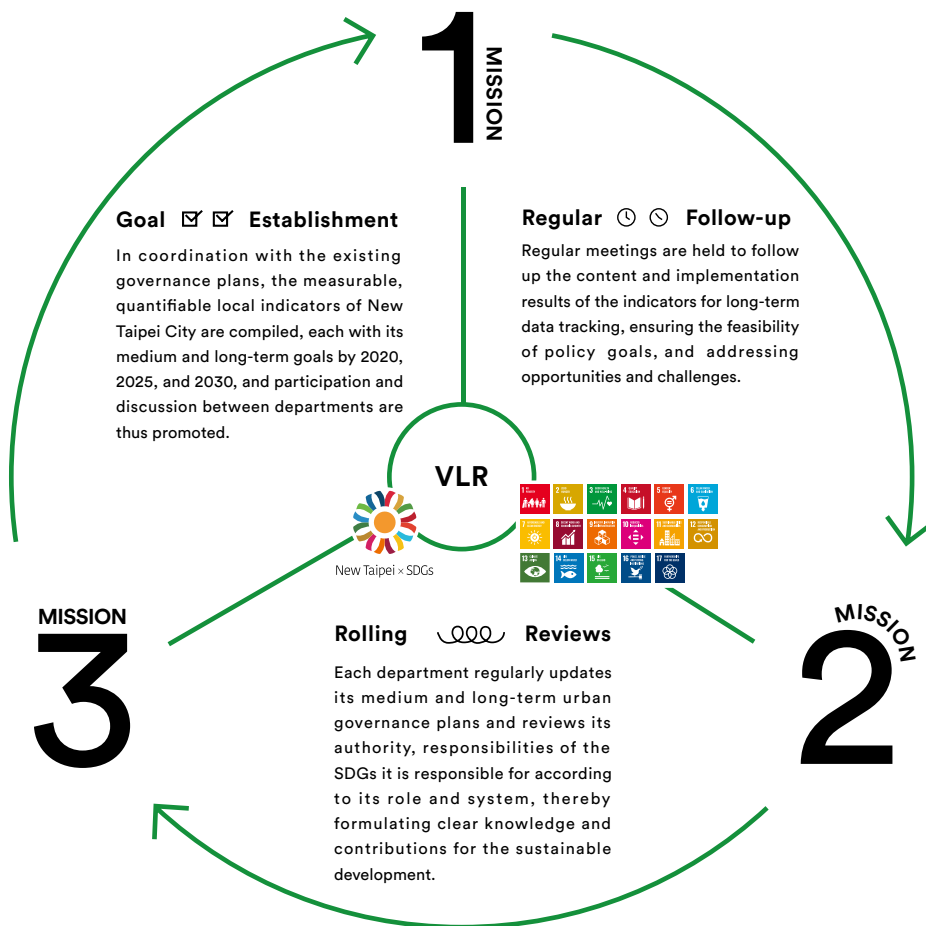


Figure 1.3.1 : The three missions of the Healthy City and Sustainable Development Committee

Listed below are the indicators corresponding to each department:

	1	2	3	4	5	6	7	8	9	10	11	12	13	14	15	16	17	18	19	20	
Cultural Affairs Department				●																	
Water Resources Department																					
Department of Budget, Accounting and Statistics																					
Transportation Department																					
Social Welfare Department	●																				
Urban and Rural Development Department																					
Research, Development and Evaluation Commission																					
Indigenous Peoples Department																					
Fire Department																					
Education Department																					
Urban Redevelopment Office																					
Labor Affairs Department																					
Economic Development Department																					
Agriculture Department																					
Department of Health																					
Maintenance Office																					
Department of Environmental Protection																					
New Taipei City Police Department																					

● NTPC indicators corresponding to various departments of the New Taipei City Government

Figure 1.3.2 : NTPC indicators corresponding to tasks undertaken by the various departments of the New Taipei City Government

To build a livable and thriving city in which its 4 million citizens can live in peace, contentment, and prosperity, through sustainable thinking and following global standards, collaboration between citizens and enterprises is required in addition to the efforts of the New Taipei City Government.

On Earth Day, April 22, 2021, the New Taipei City Government and the Massachusetts Institute of Technology Media Lab jointly hosted an online international conference, NTPC x MIT x SDG 2021 Earth Day, and an international design competition "Home of Tomorrow".

People worldwide were invited to share their imagination of a livable city. During the opening, Mayor Hou announced the publication of New Taipei's second VLR, demonstrating our determination to enforce sustainable development.

Framework of New Taipei City 2021 VLR

The second chapter of this report responds to the 2021 theme of the HLPF, namely “Sustainable and resilient recovery from the COVID-19 pandemic that promotes the economic, social, and environmental dimensions of sustainable development: building an inclusive and effective path for the achievement of the 2030 Agenda in the context of the decade of action and delivery for sustainable development” and highlights the following nine key SDGs prioritized by the HLPF in 2021:



SDG 1 :
No Poverty



SDG 12 : Responsible
Consumption and Production



SDG 2 :
Zero Hunger



SDG 13 :
Climate Action



SDG 3 :
Good Health and Well-Being



SDG 16 : Peace, Justice and
Strong Institutions



SDG 8 :
Decent Work and Economic Growth



SDG 17 :
Partnerships for the Goals



SDG 10 :
Reduced Inequalities

Chapter 3 adopts the same method as the 2019 VLR that elaborates the policies related to SDG 11 (i.e., make cities and human settlements inclusive, safe, resilient, and sustainable) in accordance with the suggestions made by the United Nations Human Settlements Programme. The policies included in the VLR, along with their respective SDGs and related New Taipei Sustainability Indicators, are presented under New Taipei’s four core elements in building a city for people to live in peace, contentment, and prosperity.

The municipal departments under New Taipei City have faced various challenges head-on while promoting sustainable development. Moreover, because sustainable actions cover a broad scope, thorough implementation requires integrated efforts across departments and public–private partnerships. The second VLR showcases the progress and results of the sustainable actions conducted in New Taipei, and we will also submit it to the central government hopefully to serve as a reference for future VNR publication, thereby realizing SDGs with all partners at the national and international level.

CHAPTER 1

Sustainable Actions during the Pandemic /
COVID-19: We Are All in This Together

NEW TAKE BATTLE COVID



A scenic view of a mountain trail. The foreground shows a dirt path with some green and yellowish vegetation. In the background, there are rolling hills and mountains under a bright blue sky with scattered white clouds. The sun is visible in the upper right, creating a lens flare effect.

TER 2

**AIPEI'S
AGAINST
D - 19**

The COVID-19 pandemic has swept across the world, causing an unprecedented crisis with hundreds of millions of confirmed cases and more than 4 million lives lost to it. Kristalina Georgieva, President of the International Monetary Fund (IMF), stated that the COVID-19 pandemic would trigger the worst recession since the 1930s Great Depression. Because the pandemic is ongoing, for the world and citizens' life to be back to normal, we need to create a better new normal together to face future challenges.



2.1

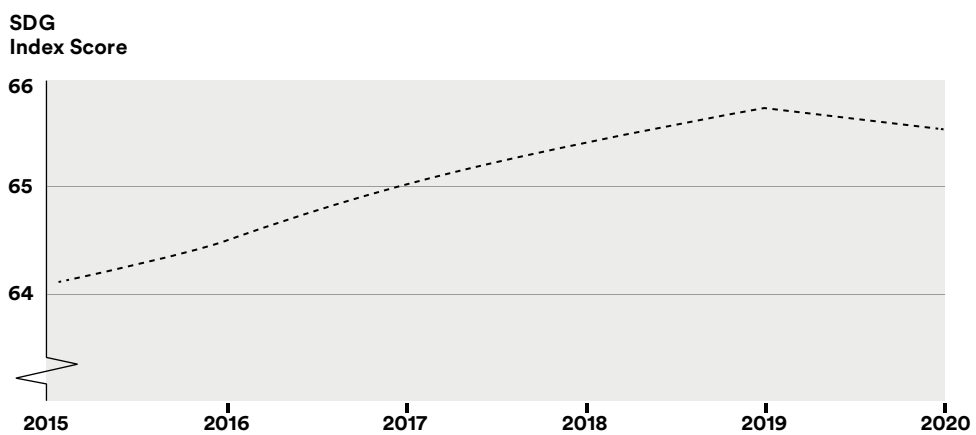
Sustainable Actions during the Pandemic

The 2020 report of the Organization for Economic Cooperation and Development (OECD) stated that more than half of SDGs targets could not be effectively achieved without the participation of local governments. Cities are therefore indispensable in promoting sustainable development because they address local needs while making policy adjustments for sustainable development and can engage in direct communication with citizens and local enterprises.

Climate change has already become a global challenge. The Sixth Assessment Report (AR6) produced by the United Nations' Intergovernmental Panel on Climate Change in August 2021 suggested that human behavior is the main cause of global warming and that the impact of climate change is far worse than expected. According to the latest 2021 sustainable development report released by the Sustainable Development Solutions Network (SDSN), for the first time, the SDG Index Score

went down in 2020 since the data collection began in 2015. The COVID-19 pandemic forced many cities to treat pandemic prevention as priority, with economic, social, and environmental initiatives being temporarily suspended.

Despite the challenges posed by the pandemic, New Taipei City's determined efforts in implementing SDGs can still be observed in all aspects of life, such as residence, lifestyle, work, and education, by putting sustainability blueprint into practice and joining the world's actions for sustainable development. Sharing its success stories of pandemic prevention, New Taipei believes success stories of pandemic prevention can better embody the SDG vision of "leaving no one behind" and reflect on the practical achievements in building a livable and thriving city. Many challenges in the post-pandemic era appear to limit the space for the municipal development, but they have in fact stimulated the potential of development and creativity of New Taipei and inspired us to imagine a better future.



(Source : SDSN Sustainable Development Report 2021)

Figure. 2.1 : Mean values of the Sustainable Development Goal Index

2·2

COVID-19

We Are All in

This Together

New Taipei's promotion of sustainable policies and commitment to the public have not stalled in the face of the COVID-19 pandemic. This section focuses on sustainable actions in the pandemic era in line with HLPF's key SDGs this year, namely SDG 1, 2, 3, 8, 10, 12, 13, 16, and 17.

The solution of this VLR is utilizing Sustainable Development Goals Tools for core SDG identification and co-relate its with New Taipei City indicators, National Indicators and Global indicators.

- The 17 SDGs of the United Nations are closely related to each other. In addition to listing the corresponding core SDGs, the “synergies” (positive correlation) and “tradeoffs” (negative correlation) serve as reminders of the collaborative efforts of the respective competent municipal departments in future policy.
- **NTPC indicators:**
Through regular discussions of the New Taipei City Healthy City and Sustainable Development Committee, 81 indicators were selected (see Appendix A.1).
- **National Indicators:**
In compiling the Voluntary National Review, the National Council for Sustainable Development employed the localized 343 indicators unique to Taiwan.
- **Global indicators:**
Based on the recommendations from the UN Statistics Division and UNDATA, the Global Indicators follow the format and framework of “open data and information” aligned with the 234 indicators of IAEG-SDGs.

Doubled amount of necessities given to vulnerable groups

Competent authority | The Social Welfare Department

To ensure that vulnerable families' basic needs are met during the pandemic, the New Taipei City Government has worked with district offices, social welfare service centers, and private organizations to quickly distribute resources through the “necessities bank”, which helped disadvantaged families overcome resource shortages. New Taipei has been promoting the “necessities bank” in collaboration with private sectors since 2011 with the aim of forming a social care and support network through community donations, which has enabled disadvantaged families in the city during the pandemic to have easier access to necessities in order to support their day-to-day lives.



Home delivery of food boxes feeds disadvantaged families

Competent authority | The Social Welfare Department

The New Taipei City Government not only has doubled the delivery of groceries and living necessities to families in urgent need through the assistance of social workers and village chiefs, but also worked in conjunction with the nongovernmental organization, the “1919 Food Bank”. Under restrictions of low level of public activity, for vulnerable families and disabled people in need, assistance was just a phone call away. After undergoing an assessment, they could receive food boxes sent by the 1919 Food Bank through a courier service with all shipping fees paid for by private enterprises and a foundation. This not only has provided necessary and timely assistance to vulnerable families, but also reduced people’s contacts and infection risk during the pandemic.

Core SDG



Synergy



Trade Off



Related Indicators

NTPC : N/A
National : N/A
Global : N/A



The pandemic prevention vehicle team and dispatch center provide a safer ride home

Competent authority | The Department of Health /
The Transportation Department /
The Fire Department

In mid-May 2021, as the serious pandemic situation unfolded, many people were in urgent need of medical treatment and safe transport services every day. To ensure the safety of drivers and the public, the New Taipei City Government has integrated interdepartmental resources to recruited taxis, rental cars, buses, and other vehicles to form the “New Taipei City Pandemic Prevention Vehicle Team”, comprised of a fleet of 42 buses, 50 minibuses, and 100 taxis. A pandemic prevention dispatch center was then set up immediately. Later in response to the further spread of the pandemic, 12 special pandemic prevention task forces were subsequently established, with 32 designated ambulance vehicles. As of May 2021, they have been dispatched to transport individuals with confirmed infection, needed to be isolated or quarantined, tested positive based on results of COVID-19 rapid test kit, and released from isolation from cities located south to New Taipei. By the end of July, the transport services have been delivered to more than 10,000 citizens. In addition to the teams formed across departments, many nongovernmental organizations and enterprises have offered their assistance, such as providing personal protective equipment and vehicle cleaning and disinfection materials. The innovative model of public-private cooperation coupled with technology integration platform has created a safer way home.

Core SDG



Synergy



Trade Off



Related Indicators
NTPC : 31
National : 3.6.1
Global : 3.6.1



Taking a step ahead in investment promotion

Competent authority | The Economic Development Department



Despite the impact of the pandemic on the economy in 2020, the city's investment promotion efforts have not stalled. The "2020 New Taipei Development Conference" was held in September to bring together a number of services, such as international purchaser consultations, celebrity seminars, investment experience and promotion briefings, presentations on the land, plant, hydropower, and human resources required for the investment process, and the "one-stop investment promotion" dedicated to consultation services.

These services have encouraged enterprises to identify and extend their business opportunities, take a step ahead in investment plan, and search for investment opportunities. Remarkable results have been achieved through joint effort of the city government. The total investment in private and public land has exceeded NT\$253.4 billion from 2019 to the end of 2020, creating more than 70,000 job opportunities, which was remarkable. The joint investment promotion event was expected to pave the way for the post-pandemic transformation of businesses and attract more enterprise investments, and ultimately lead to prosperity and revitalization of the industries in New Taipei.

Core SDG

Synergy

Trade Off

Related Indicators

NTPC : 64

National : N/A

Global : N/A

Joint efforts in creating uninterrupted violence prevention services

Competent authority | The Social Welfare Department



As the COVID-19 outbreak got worse, there was a noticeable trend on the rise of domestic violence cases. According to statistics, from January to May 2021, the number of reported domestic violence cases in New Taipei City increased by 7.3% compared with those from the same period in 2020. Similarly, the number of nationwide domestic violence cases reported between January and May 2021 increased by 9.45% compared with those from the same period in the previous year. In response, New Taipei City has launched the following four violence prevention strategies under the pandemic:

- 1 Double the provision of resources and companionship:**
in light of the economic effect of the pandemic, the Social Welfare Department's relief plan, necessities bank, and material packages from village chiefs were combined to provide those affected with various economic subsidies as quickly as possible.
- 2 Uninterrupted sheltering services:**
24/7 emergency rescue and sheltering services were provided in a timely manner for individuals who require accommodation.
- 3 Pandemic prevention hotels for victims of violence under home-based quarantine or isolation:**
victims of violence undergoing home isolation, quarantine, and pandemic prevention processes were connected to free stays at pandemic prevention hotels.
- 4 Involvement in collaborative care:**
village care and support were strengthened through the cooperative efforts of the police, civil affairs, and village chiefs to prevent family isolation and maintain the physical and mental wellbeing of domestic violence victims.



“Delicious Agricultural Product Delivery” right to your doorstep

Competent authority | The Agriculture Department

As the pandemic got worse, and the government ordered the implementation of a Level 3 alert, citizens were required to avoid visiting public spaces, and all commercial activities were maintained at a low level. Citizens chose to reduce the frequency of their grocery shopping and cook their own meals at home, which seriously affected the livelihoods of market and restaurant owners.

To assist farmers in overcoming the difficulties brought on by the pandemic and meet citizens' needs, since June 2021, the New Taipei City Government has expanded its specialty distribution channels through the “Delicious Agricultural Product Delivery” platform to promote local products from small farmers, young farmers, the Farmer’s and Fishermen’s Associations, etc. There are also sections for buying seafood packages, meat product boxes, and specialty tea, as well as food from surplus-food restaurants and revitalized farming communities. The platform has helped create an integration of offline and online purchases from providing online ordering to home delivery services.

Core SDG



12 RESPONSIBLE CONSUMPTION AND PRODUCTION

Synergy











Trade Off



















Related Indicators

NTPC : N/A

National : N/A

Global : N/A



New Taipei as the pioneering city in Taiwan to sign the Climate Emergency Declaration

Competent authority | The Environmental Protection Department

During the pandemic, New Taipei has maintained its commitment to sustainable development and continued to actively address climate change concerns. In November 2020, New Taipei signed the first Climate Emergency Declaration in Taiwan and proposed the 5+5 action and strategy plan for the 2030 climate vision taking adaptation and mitigation into account in accordance with SDG climate-related indicators. The five actions involve signing the Climate Emergency Declaration, establishment of the Climate Change and Energy Strategy Committee, commitment to becoming a coal-free city by 2023, reduction in greenhouse gases by 30% in 2030 compared with that recorded in the baseline year, and construction of a net-zero carbon demonstration zone by 2030. The five strategies are energy transformation, energy efficiency improvement, smart innovation, green economy, and resilient disaster prevention. Through the 2030 climate vision, New Taipei is resolute in its determination in urgent climate reform.

Core SDG



Synergy



Trade Off



Related Indicators
NTPC : 7
National : 13.2.1
Global : 13.2.2



Application of digital technology to bolster efforts in stopping the spread of COVID-19

Competent authority | The Police Department

To strengthen the pandemic prevention effort, conduct in-depth analysis on the source of infections, and track confirmed cases, the New Taipei City COVID-19 Contact Tracing Analysis Center is established, in which 300 police officers participate in supporting contact tracing investigations and conducting telephone interviews to inquire about the whereabouts of confirmed patients before and after onset of symptoms. Through the big data analysis of telephone interview records and movement tracing extracted from surveillance images, the Police Department converts points of movement into longitude and latitude and visualizes the pandemic hot areas using the Visualized Analysis and Decision-Making Platform for Public Security and Traffic. This visualization can facilitate subsequent analysis for the identification of people who have been in contact with diagnosed individuals and of the places that these individuals visited to help determine the severity of the pandemic. From May 17, 2021, to August 4, 2021, data on 6,649 confirmed cases and 71,267 hot spots were compiled.

Core SDG

16 PEACE, JUSTICE AND STRONG INSTITUTIONS

Synergy

1 No poverty, 4 Quality education, 5 Gender equality, 9 Industry, innovation and infrastructure, 17 Partnerships for development

Trade Off

3 Good health and well-being, 6 Clean water and sanitation, 8 Decent work and economic growth

Related Indicators

NTPC : N/A
National : N/A
Global : N/A



Standing in solidarity with cities worldwide through donation and experience sharing

Competent authority | The Secretariat /

The Education Department /

The Economic Development Department

In 2020, in the midst of the COVID-19 pandemic, various countries reported shortages of pandemic prevention materials. After receiving such reports from sister cities, the New Taipei City Government combined resources from across departments and communities and sent packages in the name of the Mayor Hou to cities that we have maintained long-standing friendly relations with, such as the US cities of Cincinnati, San Francisco, and New York and the German municipality of Steinberg. The pandemic prevention materials included 2,300 isolation gowns, 1,890 face shields, and 800 sets of fabric face masks. In 2020, when Taiwan successfully prevented a widespread pandemic outbreak, New Taipei City published an English version of the pandemic prevention manual based on the city's experience and shared it with international partners through multiple online conferences, social media platforms, and e-mail. In this process, New Taipei engaged in online communication with more than 1,000 cities, with a total of 12 countries and 66 embassies having participated in the conferences. New Taipei was later invited to participate in multiple online international forums to share its pandemic prevention experience with numerous cities, international organizations, and institutions at home and abroad.



Core SDG



17 PARTNERSHIPS FOR THE GOALS

Synergy





















Trade Off



Related Indicators

NTPC : N/A

National : N/A

Global : N/A



Let's not Lose Sight of Sustainable Development amidst the Battle against COVID-19

Pandemic prevention is regarded as a battle. This time, the enemy is a new disease that has spread at an unprecedented scale. Therefore, we must implement pandemic prevention measures carefully and steadily, uphold the original principle of leaving no one behind, and continue

to fight the pandemic alongside our citizens. At the same time, let us reflect on previously unseen social problems, take this opportunity to strengthen our initiatives, and use this experience to move toward the vision of building a livable and thriving city.

CHAPTER 1

Safety & Ease: Citizens' Everyday Lives /
Inclusive Living: A Livable Smart City /
Sense of Well-being: Enjoyable Lifestyles /
Development & Employment: Opportunities Abound /
Agenda 2030: A Work in Progress /
Analysis of New Taipei SDGs Interactions



NEW TAIPEI PATH TO LIVABLE

CHAPTER 3

TAIPEI: A MORE CITY

This chapter first adopts the same framework as in the 2019 VLR to assess policies in line with SDG11 and its targets. The policies are then categorized based on four essential elements of building a livable New Taipei, namely Safety and Ease, Inclusive Living, Sense of Well-being, Development and Employment, established by the Research, Development, and Evaluation Commission. In addition, to provide a well-rounded picture of New Taipei's sustainable actions in response to the 2030 Agenda and Taiwan's voluntary national review, this chapter then assesses policy outcomes related to other 16 goals to better approach the ideal of a livable New Taipei City.

SDG 11 TARGETS

- 11.1** Safe and Affordable Housing
- 11.2** Affordable and Sustainable Transport Systems
- 11.3** Inclusive and Sustainable Urbanization
- 11.4** Protect the World's Cultural and Natural Heritage
- 11.5** Reduce the Adverse Effects of Natural Disasters
- 11.6** Reduce the Environmental Impacts of Cities
- 11.7** Provide Access to Safe and Inclusive Green and Public Spaces
- 11.a** Strong National and Regional Development Planning
- 11.b** Implement Policies for Inclusion,
Resource Efficiency and Disaster Risk Reduction
- 11.c** Least Developed Countries in Sustainable and Resilient Building



3.1

Safety & Ease:

Citizens'

Everyday Lives

Safety and Ease involves optimizing nursing environments, providing better elder care, enhancing the quality of medical care, building a smart city, promoting Hakka culture in the city, satisfying the needs of indigenous groups, and respecting the cultures of new immigrants. New Taipei has the largest population in Taiwan, which makes it urgent to prioritize managing issues related to low fertility rate, aging population, and ethnic diversity to ensure safety and ease of mind of every citizen.

Convert idle spaces into public preschools

Competent authority | The Education Department

Public preschools have generally been undersupplied, and parents have hoped that more public preschools could be opened for families in need. Therefore, the New Taipei City Government has reinforced the activation of idle spaces on campus in areas with high demand for preschool education and gradually opened more public preschools for local families and for popularizing education. From 2011 to 2021, a total of 539 classes and 28 nonprofit preschools were opened in the city, which have created educational opportunities for 14,642 preschoolers, which has made New Taipei the city with the highest growth and number of public preschools. In addition, the private sector and businesses are encouraged to open private preschools to increase capacity of preschool education. By combining private and public resources, the city government aims to offer affordable and high-quality preschool education services.

Core SDG 11.3



Synergy



Trade Off



Related Indicators

NTPC: 56
National: 11.1.2
Global: 11.7.1



Lipahak! Launching an indigenous agricultural renaissance

Competent authority | The Indigenous Peoples Department

The Lipahak agriculture industry cluster is a key project launched to foster development of creative economy for the indigenous community, aiming to create an indigenous metropolitan agricultural renaissance and promote knowledge of indigenous agriculture, diet, lifestyle, and relationship to the environment. The project shares these features of indigenous culture of mutual support and dietary habits by offering experiential farming activities, food and farming education, and technical guidance, which has helped develop indigenous agriculture industry clusters and a farming experience industry. To date, the construction and landscaping of two farms, namely Sanyin Indigenous Ecological Park and Sanxia Vegetable Garden, have been completed.

Core SDG 11.3

11 SUSTAINABLE CITIES AND COMMUNITIES

Synergy

12 Responsible Consumption and Production 13 Climate Action

Trade Off

2 Zero Hunger 4 Quality Education

14 Life Below Water

Related Indicators

NTPC: 66

National: 2.4.1

Global: 2.4.1



Hakka Yimin Festival: cultural inheritance and exchange

Competent authority | The Hakka Affairs Department

The belief of "Yiminye" is unique to the Hakka people in Taiwan, and the annual Hakka Yimin Festival is of great importance to them. New Taipei City has been holding the Hakka Yimin Festival every year since 1998, with the goal of fostering emotional connections among Hakka residents in the city, promoting cultural exchange among various groups, and preserving the traditions of the Hakka religion. The 2020 Hakka Yimin Festival was held from October 17 to 19, and approximately 4,000 community residents and performers participated. The festival included a variety of special events to introduce Hakka culture to the public in addition to parades, which drew 42,000 people.

Core SDG 11.4



Synergy



Trade Off



Related Indicators

NTPC: 50
National: 11.4.1
Global: 11.4.1



The race to save lives: the search-and-rescue team and the DMAT

Competent authority | The Fire Department



Core SDG 11.5



Synergy



Trade Off



Related Indicators

NTPC: 20
National: 11.5.1
Global: 11.5.1

Executing prompt and highly efficient rescue work and minimizing losses caused by disasters require extensive training and experience in decision-making. To strengthen its disaster contingency plan, the New Taipei City Government has established the Search and Rescue team, which better integrates a wide variety of resources and cultivates diverse talent. The team comprises experts from different fields, including civil rescue groups, volunteer firefighters, physicians, and structural engineering technicians. In addition, the Disaster Medical Assistance Team (DMAT) was the first medical assistance team launched by local government in Taiwan. Through cooperation among physicians in emergency and critical care, emergency medical technicians, and paramedics, medical care and rescue assistance are provided to increase the survival rate of the injured. Since its creation in September 2017, the DMAT has supported rescues of more than 270 people. The DMAT has participated in the rescues and medical assistance during major disasters such as the 2018 Hualien earthquake and 2021 Hualien train derailment.

3.2

**Inclusive
Living:
A Livable
Smart City**

Home is where we build an ideal living environment. The New Taipei City Government works to achieve the goal of livability by prioritizing the extension of track construction, the implementation of the three strategies of urban renewal, urban environmental redevelopment, housing justice, the development of smart transportation, the creation of human-centric environment, the construction of a resilient city, and the strengthening of pollution prevention measures.

Inclusive social housing policy that mixes the older and younger generations

Competent authority | The Urban and Rural Development Department

The New Taipei City Government has promoted the establishment of social housing through a range of different sources since 2019 to reduce housing burden and address the integration of multiple ethnicities and the issue of population aging in the city. Social housing is rental only and the rent is less expensive compared with the market price. Social housing in New Taipei integrates social welfare, inclusive spaces, energy conservation, and an array of services to create a livable environment for all ages. A total of 10,000 buildings of social housing are expected to be built by 2023. In 2017, a trial program of youth and senior citizen cohabitation project was launched, where the youth and senior citizens exchange ideas, learn from, and support each other despite having no family ties.

Core SDG 11.1



Synergy



Trade Off



Related Indicators

NTPC: 16
National: 11.1.1
Global: 11.1.1



The “three-ring, six-line” mass rapid transit system: a new chapter for the city

Competent authority | The Department of Rapid Transit Systems



Since its designation as a special municipality, New Taipei City has been dedicated to promoting the three-ring, six-line rail construction project. The project is expected to be completed by 2030 and comprises a total length of 235 km. The first ring connects the New Taipei Circular line, the north section of the Circular line, and the south section of the Circular line. The second ring connects the Wanda–Zhonghe line, the Xinzhuang line, and the New Taipei Shulin line. The third ring connects the Banqiao line, the Tucheng line, the Sanyin line, the Taoyuan Green line, the Airport line, and Dingpu. The six lines are the Danhai light rail, Ankeng light rail, Xizhi–Donghu line, Wugu–Taishan light rail, Bali light rail, and Shenkeng light rail. The project not only makes good public transportation but also balances regional development through land development. Extensive development is being made along the MRT routes while the mass rapid transit (MRT) stations serve as the center of regional development, thereby creating a large area for development. New Taipei City will prioritize the development of public transportation and areas in which citizens can live and work comfortably. As of 2021, the rail length in New Taipei City has reached 85.6 km, and the number of stations has reached 69.

Core SDG:11.2



Synergy



Trade Off



Related Indicators

NTPC: 70
National: 9.1.2
Global: 9.1.2

Promoting green transportation despite the pandemic

Competent authority | The Transportation Department

In recent years, the New Taipei City Government has worked to develop green transportation systems in accordance with environmental protection policies, hoping to connect various locations by electric buses. In 2020, there were 40 electric buses in operation. As of August 2021, the number increased to 69. The total number of electric buses is expected to increase to 96 by the end of 2021. Subsidies are granted to bus operators to build state-of-the-art electric buses with the latest technology, such as safety alert systems that feature lane departure warnings, blind spot warnings, and vehicle collision prevention. Active air purifiers are also installed for sterilization in the hope of setting up more effective epidemic prevention measures.

Core SDG 11.2

11 SUSTAINABLE CITIES AND COMMUNITIES

Synergy

9 AFFORDABLE AND CLEAN ENERGY
10 REDUCED INEQUALITIES
12 RESPONSIBLE CONSUMPTION AND PRODUCTION
13 CLIMATE ACTION
16 PEACE, JUSTICE AND STRONG INSTITUTIONS

Trade Off

2 ZERO HUNGER
4 QUALITY EDUCATION
14 LIFE BELOW WATER

Related Indicators

NTPC: 70
National: 2.4.1
Global: 2.4.1



Existing idle properties transformed into public facilities with sizable cost savings

Competent authority | The Finance Department

To increase the effectiveness of municipal property utilization and reduce expenditures, the New Taipei City Government has transformed and activated existing spaces without additional spending on constructing new buildings or by using rental incomes. The government has transformed idle or empty spaces into public daycare centers, public nursing homes, fitness centers, and preschools. To date, 443 sites have been activated, comprising an area of 245,123 m², and approximately NT\$36.3 billion in construction and land acquisition costs has been saved.

Core SDG 11.3

11 SUSTAINABLE CITIES AND COMMUNITIES

Synergy

12 Responsible Consumption and Production 13 Climate Action

Trade Off

2 Zero Hunger 4 Quality Education

14 Life Below Water

Related Indicators

NTPC: 56
National: 11.1.2
Global: 11.7.1



The Wenzizun Flagship Project promotes the development of northern Taiwan

Competent authority | The Urban and Rural Development Department /
The Land Administration Department

New Taipei City's vision for 2030 is to become the center of the Greater Taipei Area and an international city with high quality of life. After 20 years of planning and multilateral communication and negotiation with 6,000 households and factories, the Urban and Rural Development Department completed an overall review of the Wenzizun urban plan that covers more than 467 hectares of land. In 2020, the Wenzizun Flagship Project was officially launched and transferred to the Land Administration Department to implement urban land consolidation covering 397 hectares of land. A feasibility evaluation of the Wugu–Taishan light rail was also completed. The project also includes the planning of a blue-green corridor where Guizikeng River and the 12 nearby parks being developed into blue belt interwoven with a 30-m widegreen axis road, and a total of 27 high-voltage towers were transformed into underground lines or removed, which will turn Wenzizun into a highly modernized area with leisure and recreation activities, medical care, and high-quality residential environment.

Core SDG 11.3



Synergy



Trade Off



Related Indicators

NTPC: 54
National: 11.7.1
Global: 11.7.1



Redevelopment of Guizikeng River area to prevent disasters through smart technology

Competent authority | The Water Resources Department

New Taipei City has the highest wastewater treatment rate in Taiwan with the rate already reaching 91.44% in 2020, exceeding the short-term goal of 89.52% previously set for 2020. The redevelopment of Gueizikeng River in Taishan District is a primary case for wastewater treatment in New Taipei City. Due to slow river velocity and untreated waste water discharge, the river channel emitted a foul odor that disturbs nearby residents. To address this problem, the redevelopment project consisted of three phases. In May 2021, the first phase was completed for overall improvement at downstream between Minsheng Road and Zhonggang Pumping Station, which greatly improved quality of life for people living along the River. Six key perspectives are underlined in water management in New Taipei: leisure, clean water, water-holding capacity, disaster prevention, ecology, and culture, thereby increasing urban resilience and the river water quality. In addition, the city has achieved a breakthrough in flood control by combining smart monitoring technology through IoT with real-time monitoring and image data to proactively prevent flood risk in lowland areas.

Core SDG 11.6



Synergy



Trade Off



Related Indicators

NTPC: 68
National: 6.3.2
Global: 6.3.1



From garbage dump to green space: the transformation of Wugu

Competent authority | The Urban and Rural Development Department

The Wugu garbage dump urban plan covers an area of approximately 169.23 hectares, which is a floodplain with level 2 restriction. The area's private land was treated as a dump site. A large amount of accumulated garbage and a strong odor turned the area into a "garbage mountain". To address problems around the area, such as illegal dumping and stalled development due to floodplain restriction that resulted in establishment of many illegal factories, the New Taipei City Government proposed the Pilot Project to Extend Wugu (Partial Gengliao and Shuidui Areas) Before Publication of Urban Plan to promote legal use of the land. Two years of efforts put into the area have finally paid off. In March 2021, Wugu garbage dump was transformed into a green space, which set a milestone for the area. The development of Wugu District will continue to accelerate as the utilization rate increases.

Core SDG 11.6

11 SUSTAINABLE CITIES AND COMMUNITIES

Synergy

12 RESPONSIBLE CONSUMPTION AND PRODUCTION 13 CLIMATE ACTION

Trade Off

2 ZERO HUNGER 4 INDUSTRY, INNOVATION AND INFRASTRUCTURE

14 LIFE BELOW WATER

Related Indicators

NTPC: 54
National: 11.7.1
Global: 11.7.1



Featured parks made inclusive for citizens of all ages

Competent authority | The Agriculture Department
(Landscaping Office)

Population aging and low fertility rate have become issues that every city must address. To provide better and safer leisure spaces in a city with a population of over 4 million people, the New Taipei City Government has transformed several old parks (≥ 10 years old), especially those in metropolitan areas with high population density (e.g., Banqiao, Xinzhuang, Wugu, and Sanchong), into parks with accessible facilities, inclusive playgrounds, and exercise stations to provide safe recreational space in which children aged 2–12 years and senior citizens can engage in physical activity together. The parks are open to all groups and ages. As of August 2021, a total of 111 parks and inclusive playgrounds had been completed.

Core SDG 11.7



Synergy



Trade Off



Related Indicators

NTPC: 52
National: 11.7.1
Global: 11.7.1



3.3

**Sense of
Well-being:
Enjoyable
Lifestyles**

Policies can enrich citizens' lives by promoting exercise for all citizens, the development of sustainable tourism, the creation of a rich cultural and artistic environment, the construction of a smart city, the environmental protection and ecological restoration, and the marketing of the city. New Taipei City comprises a large area with a range of cultures, arts, talents, and natural landscapes, such as mountains and beaches. Local revitalization can ensure that these valuable aspects of New Taipei City are appreciated.

Voices heard and actions taken: where greater governance starts

Competent authority | The Civil Affairs Department

The population of New Taipei City has reached 4.02 million. To better address problems in a timely manner, the New Taipei City Government needs a transparent and quick municipal communication system. After Mayor Hou assumed office, he held symposia/meetings with 29 district executives and 1,032 village chiefs. Through the village chiefs' active participation in public affairs, the New Taipei City Government can identify potential municipal problems. Suggestions for policies and plans from the central government, departments in the New Taipei City Government, councilors, and village chiefs are voiced through these communication platforms. As of 2019, 137 meetings have been held, and 2,475 cases have been registered for monitoring. As of July 2021, 2,192 cases have been resolved; 115 cases have been under independent follow-up; 168 cases have received continued monitoring, and the deregistration rate has reached 88.9%. The belief "leadership on the front line, service provision before you ask" will still be at the core of better New Taipei City's governance.

Core SDG 11.3

11 SUSTAINABLE CITIES AND COMMUNITIES

Synergy

9 **INDUSTRIAL INNOVATION AND INFRASTRUCTURE**
10 **REDUCED INEQUALITIES**
12 **RESponsible Consumption and Production**
13 **Climate Action**
16 **Promote Peace and Justice, Strong and Resilient Institutions**

Trade Off

2 **Zero Hunger**
4 **Quality Education**
14 **Life Below Water**

Related Indicators

NTPC: N/A
National: N/A
Global: N/A



Light up the Lin Family Mansion and Garden and the historical memory

Competent authority | The Cultural Affairs Department

Cultural assets contain rich social and historical meaning. A total of 231 cultural assets have been registered in New Taipei City. The Lin Family Mansion and Garden, the largest and most intact example of classic Chinese garden architecture in Taiwan, is one of them. To attract young people to experience the cultural wisdom of the Lin Family Mansion and Garden, the New Taipei City Government developed a reality puzzle game called Tracking in the Ancient City, which has been downloaded more than 8,000 times since its launch in 2020. The marketing campaign reached 580,000 people. In addition, digital modeling strategies were used to create the 3D point cloud modeling tour film, Online Garden Visit. The landscapes of the Lin Family Mansion and Garden were digitized and modeled to allow for citizens to appreciate the architecture in an immersive reality environment even at home. To revitalize the city's cultural assets and reintroduce the garden to its citizens from a new perspective, a projection mapping show was designed and performed at Laiching Hall in 2019, which attracted foreign and domestic visitors. In the first three days after the projection mapping show was launched, the number of visitors broke the historical record since the garden's opening to the public since 2010. The city government will continue to use art and light coupled with new media technology for interdisciplinary and innovative performance to illuminate the Lin Family Mansion and Garden and brighten New Taipei City.

Core SDG 11.4



Synergy



Trade Off



Related Indicators

NTPC: 50
National: 11.4.1
Global: 11.4.1



Route 2 Taiwan: embark on a low-carbon and environmentally travel

Competent authority | The Tourism and Travel Department /

The Transportation Department /

The Urban and Rural Development Department /

The Public Works Department /

The Water Resources Department /

The Cultural Affairs Department /

The Economic Development Department /

The Agriculture Department /

The Education Department

Core SDG 11.4

11 SUSTAINABLE CITIES AND COMMUNITIES

Synergy

9 10 12 13 16

Trade Off

2 4 14

Related Indicators

NTPC: 50
National: 11.4.1
Global: 11.4.1

Ideas related to low-carbon emissions and environmental protection can only stay in people’s minds only when put to practice, and travel per se is just a natural part of it. In 2019, the New Taipei City Government created a travel brand called “Route 2 Taiwan” that combines elements from the mountains and sea with ideas of low-carbon emissions and environmental protection through concerted efforts of different departments. The route was developed along the beautiful coastal roads of Taiwan that enables people to travel from Bali, Tamsui, to Sandiaojiao in Gongliao through several low-carbon modes of transportation. Furthermore, several features have been incorporated in planning this longest green travel route, such as transportation, accommodation, stores, souvenirs and agricultural products from small-scale farmers, and environmental protection. The city government has also encouraged local youths to return to their hometowns to start businesses, find jobs, make souvenirs with local ingredients to create local business opportunities. In addition, the Tamsui-Kavalan Trails were repaired using traditional methods and materials found on-site to reflect the idea of sustainability and restore to its former glory. And the hiking trails in the city, forming a smiling curve when connected on map, were designed to bring aesthetic and enjoyable experiences to people while holding up to the belief of respecting nature, reducing facilities, and low carbon travel.





3.4

**Development &
Employment:
Opportunities
Abound**

Building a livable city where both citizens and businesses thrive requires efforts in building solid foundations in areas including stimulating economic growth, developing better workplace, supporting youth entrepreneurship, optimizing learning environment, marketing agricultural and fishery products, and promoting energy transformation.

Work without worry: the first career continuance center

Competent authority | The Labor Affairs Department /
The Social Welfare Department /
The Education Department /
The Department of Health

The current labor force participation rate for women in Taiwan is currently merely 51.1%, which is lower than that in the United States, Japan, and South Korea. Factors such as marriage and caring for family members have contributed to declining labor force participation rate as women age. The pressure of providing care affects women's professional lives and career development. Assisting women in caring for their children and continuing their career is the responsibility of the government and various organizations. Therefore, the New Taipei City Government created the New Taipei City Career Continuance Center for Women and Middle-Aged and Older Workers and launched it in March 2020 in celebration of Women's Day. The center combined daycare organization resources from the Labor Affairs Department, babysitting resources from Social Welfare Department and Education Department, and long-term care services from the Health Department, and encouraged businesses to become family friendly. In addition, the center also provides consultation on job search. These integrated services are meant to build better working conditions. To support women who are married or need childcare service and enable parents in dual-income households to both work without worry, the city government has established after-school child care services in public and nonprofit preschools that lasts until 7:00 p.m., providing a healthy and safe environment for young preschool children.



Core SDG 11.3



Synergy



Trade Off



Related Indicators

NTPC: 63
National: 8.5.2
Global: 8.5.2

Public market renovated to create safe and hygienic shopping environments

Competent authority | The Economic Development Department

Markets are essential places for citizens. To create safe and hygienic shopping environments, the New Taipei City Government has implemented public safety improvement measures and conducted maintenance in markets since 2014. Thus far, reinforcement construction of 26 markets has been completed, and the Linkou Market has been renovated. These measures enhance both the hardware and brand-building of the markets. Since the launch of the 4-year New Taipei City market project in 2019, the city government has used solid foundation, soft power, and sustainability as the key concepts to create a new paradigm for modern, hygienic, and safe markets that featured smart technology and tourism. From 2019-2022, three old markets have been renovated, and two new markets have been built. Seven brand markets have been created, namely Tamsui Zhongzheng Market, Xizhi Xiu Feng Market, Xindian Central Market, Linkou Market, Xizhi Tourism Night Market, Jinlong Market, and Fangliao Market. These markets provide citizens with unique shopping experiences.

Core SDG 11.7



Synergy



Trade Off



Related Indicators

NTPC: N/A
National: N/A
Global: N/A



Industrial land–matching mechanisms for homecoming Taiwanese businesses

Competent authority | The Economic Development Department

The trade war between China and the United States and the effective pandemic control in Taiwan have prompted many Taiwanese businesspeople in China to return to Taiwan and invest in or establish factories in Taiwan. In 2019, the New Taipei City Government cooperated with the New Taipei City Real Asset Agent Association to form a trustworthy land-matching team for the Taiwanese businesspeople returning home. The team endeavored to achieve rapid matching and safe transactions to locate suitable industrial land for the businesspeople, thereby reducing the amount of time and investment required to locate land, facilitating the return of the businesspeople to New Taipei City and creating investment plans. Onsite personnel are designated to provide related services. More than 100 lots and factories and more than 250 idle factories and offices are available. Several practical measures have been adopted to help the returned businesspeople, including inviting them to participate in New Taipei City industrial land–matching sessions and *New Opportunities in New Taipei City: An Interactive Forum for Taiwanese Businesspeople Returning Home*.

Core SDG 11.a

11 SUSTAINABLE CITIES AND COMMUNITIES

Synergy

12 RESPONSIBLE CONSUMPTION AND PRODUCTION 13 CLIMATE ACTION

Trade Off

2 ZERO HUNGER 4 QUALITY EDUCATION 14 LIFE BELOW WATER

Related Indicators

NTPC: 64
National: N/A
Global: N/A





3.5

**Agenda 2030:
A Work in
Progress**

The United Nations' Sustainable Development Goals (SDGs) have become a common set of standards shared by countries worldwide. Although the United Nations does not require cities to release voluntary local reviews, and it does not specify a dedicated review field, New Taipei City continues to participate in international activities and multilateral discussions as a local government to contribute to the formulation of guidelines for implementing SDG policies. In addition to tracking SDG11 outcomes, New Taipei City also aims to fully incorporate SDGs in its municipal sustainable practices.

Dropout prevention: bring children back to school

Competent authority | The Education Department

To implement the mayor’s educational stance of “Zero rejections in education, zero tolerance for dropouts,” the Department of Education has partnered with non-governmental organizations, law enforcement, and district offices to bring children who miss schools and dropouts back to school through providing company and comprehensive care and protection. Care strategies for each district were drafted to integrate social resources and provide a comprehensive social support network to ensure that students obtain necessary support. The Tucheng District Office set up a New Taipei City Home Visit Team for regular visits. The Xinzhuang District Office set up a Xinzhuang District scholarship, which has integrated resources from 24 departments and helped 1,099 students in 2021. The Sanzhi District Office partnered with local communities to offer afterschool services (i.e., the Sanzhi Goose Flying Project) to encourage children to stay in school.

Core SDG



1 NO POVERTY

Synergy


2 ZERO HUNGER


3 GOOD HEALTH AND WELL-BEING


4 QUALITY EDUCATION


5 GENDER EQUALITY


6 CLEAN WATER AND SANITATION


10 REDUCED INEQUALITIES


14 LIFE BELOW WATER


16 PEACE, JUSTICE AND STRONG INSTITUTIONS


17 PARTNERSHIPS FOR SUSTAINABLE DEVELOPMENT

Trade Off


12 RESPONSIBLE CONSUMPTION AND PRODUCTION


15 LIFE ON LAND

Related Indicators

NTPC: 14

National: 1.3.6

Global: 1.1.1



Farm to table: get creative with local ingredients

Competent authority | The Information Department /
The Agriculture Department

The New Taipei City Government is committed to helping local fishermen to acquire TAP (traceable agricultural products) certificate or production traceability label. To introduce local agricultural products to more people and encourage the consumption of foods from environmentally friendly production, and established reputation of local ingredients to increase sales of products from local farmer and fish markets, the city government filmed a series of culinary videos featuring local ingredients and held farm-to-table events, in which professional chefs made dishes with local ingredients, and 40 citizens selected from My New Taipei City Facebook Fan Page were invited to enjoy the meal with Mayor Hou.

Core SDG



Synergy



Trade Off



Related Indicators

NTPC: 66
National: 2.4.1
Global: 2.4.1



Improving the follow-up rate for early cancer treatment

Competent authority | The Department of Health

New Taipei City's follow-up rate for positive cancer screening results in 2020 was 85.7%, surpassing the original short-term goal of 83% for 2020. The cancer screening tools that are used are medically proven and integrated with community resources during the organized screening of four major types of cancer (colon cancer, oral cancer, breast cancer, and cervical cancer). The goal is to help the public detect cancer early through health education and community screening services, which can improve treatment rates and ensure the health of the public. To simplify the process of seeking medical care and increasing referral rates, shuttle services for individuals and clinic transfers are provided to facilitate referrals for positive cases. Furthermore, the city government also subsidizes the cost of painless colonoscopy for patients from disadvantaged groups. From 2011 to 2020, the cancer mortality rate per 100,000 people decreased by 4.2 deaths on average each year. Among the four major cancers for which screening is conducted, the greatest decrease was observed for colon cancer with an average annual decrease of 0.9 death; the mortality rates for oral, breast, and cervical cancer each decreased by 0.3 death during this time period.

Core SDG

3 GOOD HEALTH AND WELL-BEING

Synergy

Trade Off

Related Indicators

NTPC: 36
National: 3.4.1
Global: 3.4.1



Maker education in rural schools

Competent authority | The Education Department

To foster innovative talent in education and integrate resources across schools, the New Taipei City Government created the New Taipei Maker Community based on four major principles, namely practice, creativity, integration, and autonomous learning, and seven features such as diverse and innovative curricular activities that incorporate creative courses, promotion of maker culture, creative online communities, training of creative teachers, sharing of creative spaces, promotion of maker culture in rural communities, and sharing of creative tools and resources with neighboring schools. Thus far, 41 maker community schools and prospering maker clubs are operating, and they offer diverse courses, teacher training, and camp activities. The city also partnered with community schools to develop interdisciplinary courses that involve creative thinking and design and to deploy resources to rural schools in New Taipei City. For example, a high school featured in Parenting Magazine’s Innovation 100 list, has to date conducted 67 tours that benefitted more than 2,400 students and teachers in rural communities. The maker education encourages students to learn by doing and apply their creativity to turn everyday items into practical inventions. The positive attitudes that children acquire will stay with them beyond graduation and into adulthood, allowing them to continue being makers.

Core SDG



Synergy



Trade Off



Related Indicators

NTPC: N/A
National: N/A
Global: N/A



Women's empowerment: New Taipei Woman SDG Power

Competent authority | The Information Department

In 2019, the New Taipei City Government released a series of female empowerment videos titled New Taipei Woman Power. The video series featured 30 New Taipei-based women who are influential in their respective fields of expertise. These videos convey the spirit of empowerment and encourage women to chase their dreams and realize their true potential in the city with an inclusive environment with limitless opportunities. In 2020, the theme of the New Taipei Woman Power campaign was "Fearless". 20 young women aged 20 to 29 were invited to share stories about the courage they displayed in their efforts to gain a foothold in society and overcome setbacks in the hope of encouraging more women to bravely move forward. In line with the United Nations' vision for future cities, the 2021 theme for gender equality is "New Taipei Woman SDG Power", which includes videos showcasing stories of women who are dedicated to sustainable development goals with the aim of encouraging more women to view themselves as part of the world and work toward the establishment of a sustainable city.

Core SDG



Synergy



Trade Off



Related Indicators

NTPC: 17
National: N/A
Global: 5.6.2



The Xinzhuang Riverbank River Ark Project

Competent authority | The Water Resources Department



To promote local prosperity and combine leisure tourism with sightseeing, the New Taipei City Government launched the Xinzhuang Riverbank River Ark project that integrates the history and culture of Xinzhuang with riverbank ecohealth to develop public sightseeing and leisure facilities. The three-fold development of the project, namely recreational, cultural, and ecological corridors, incorporates inclusive playgrounds and bicycle paths and uses navigation signs from riverbank path to Xinzhuang Old Street to provide the public with multiple travel options. In the future, high riverbank facilities will be revamped based on actual needs to revitalize the Dahan River’s high riverbank ecology, promote biodiversity, and restore the river’s natural features. Linking Xinzhuang Old Street with the riverbank path creates more foot traffic to the Xinzhuang Riverside Park, making it a highlight of tourism and leisure in the city.

Core SDG



6 CLEAN WATER AND SANITATION

Synergy


1


2


3


4


5


10


17

Trade Off


12


13


14


15

Related Indicators

NTPC: N/A
National: N/A
Global: N/A

Renewable energy capacity boost cuts carbon emissions

Competent authority | The Economic Development Department

Despite its natural limitations such as shorter daylight hours compared with other cities, New Taipei City remains dedicated to promoting the development of renewable energy. The current capacity of renewable energy installations has grown by 67.6 MW, exceeding the city's 2020 goal of 47 MW. The city government will continue to encourage installation of solar power generation systems through several subsidies programs for private rooftop solar and green energy rooftop, and the amount of subsidies is determined by the total capacity of solar power installations. New Taipei City is also installing solar power generation systems on public rooftops. To date, installations providing a capacity of 19.65 MW have been installed. The annual generation capacity stands at approximately 20.63 million kWh, which leads to a significant reduction of carbon emissions by 10,502 metric tons annually.

Core SDG

7 AFFORDABLE AND CLEAN ENERGY



Synergy

5 Gender Equality, 9 Industry, Innovation and Infrastructure, 17 Partnerships for Sustainable Development



Trade Off

8 Economic Growth, 12 Responsible Consumption and Production



Related Indicators

NTPC: 5
National: 7.2.1
Global: 7.2.1



Better support of youth employment to lower youth unemployment rate

Competent authority | The Labor Affairs Department /
The Economic Development Department

New Taipei City's growth rate of jobseekers placed stood at 90.39% in 2020, exceeding its short-term goal for 2020. A major contributing factor was employment among young adults. To nurture the ability of young adults to autonomously determine their career direction and development and to quickly land a full-time job, the New Taipei City Government launched comprehensive and intensive employment counseling services and programs for young adults aged 18 to 29. From the launch of these programs in 2013 to July 2021, these programs served 9,116 young adults and helped 3,950 young adults to find their jobs, with 936 young adults successfully transitioning to full-time employment. Furthermore, young adults are also encouraged to start their own businesses. In 2014, New Taipei City became the first local government in Taiwan to establish a startup accelerator, which is a 1,305 square meters space located on the third floor of the MRT Taipei Bridge Station. To date, the program has recruited 205 startup teams. In 2019 and 2020, 65 specialized courses and exchange activities, 363 mentor consultations, and four large-scale industry matchmaking events were organized through the accelerator program, which is estimated to have attracted more than NT\$180 million in investments.

Core SDG



Synergy



Trade Off



Related Indicators

NTPC: 63
National: 8.5.2
Global: 8.5.2



Promoting smart industries for more job opportunities and industrial upgrade

Competent authority | The Economic Development Department

To contribute to the city’s industrial prospect in ten years and enable smooth implementation of various industrial policies for minimizing the urban–rural development gap, the New Taipei City Government identified six major industrial districts as developmental bases for promoting smart industries, namely smart manufacturing and smart transportation in Bali, Linkou, and Tamsui, smart electric vehicles and high-value medical materials in Xindian and Zhonghe, the information and communication industry and biotechnology industry in Xizhi and Reifang, and through developing Fintech in Xinzhuang and digital technology in Banqiao to drive transformation of traditional industries in Wutai, Sanlu, and Tucheng. These programs are expected to usher in a prosperous decade of development, attract businesses to invest in New Taipei City, promote sustainable urban development, and minimize the gap between urban and rural development.

Core SDG



Synergy



Trade Off



Related Indicators

NTPC: N/A
National: N/A
Global: N/A



New in town: resources and assistance for new immigrants

Competent authority | The Civil Affairs Department /

The Social Welfare Department /

The Labor Affairs Department /

The Department of Health



New Taipei City has a population of over 4 million people and is home to more than 100,000 new immigrants and their children, which is the largest new immigrant population in Taiwan. Therefore, respecting, understanding, and appreciating different ethnic cultures is greatly valued. The New Taipei City Government held a 2020 forum on new immigrant topics, during which speakers and participants shared their suggestions on topics related to involving new immigrants and their children. Based on the participants' feedback, the city government developed a ten-year policy for new immigrants from 2020 to 2030. The city government also provides assistance, counselling, and other services to new immigrants through one-stop service, caring programs, and second-generation empowerment projects. These policies and programs have helped tens of thousands of new immigrants and their children establish comfortable lives and secure employment in the city.

Core SDG

10 REDUCED INEQUALITIES

Synergy

1 2 4 5 6

Trade Off

2 4 14

Related Indicators

NTPC: N/A
National: N/A
Global: N/A

Green procurement for sustainability

Competent authority | The Department of Environmental Protection

In New Taipei City, green procurement among private sectors is increasing, reaching NT\$900 million and NT\$1.4 billion in 2020 and 2021 respectively. Notably, the amount in 2021 exceeded the short-term benchmark for 2020, which was NT\$1.185 billion. To promote green initiatives in the private sector, the city government held an awards ceremony in 2020 to recognize the achievements of private organizations and enterprises and excellent environmental volunteers with respect to green consumption and environmental protection. Green consumption begins with the individual, and small changes in our daily lives can lead to major changes to achieve sustainability for our planet, our only home.

Core SDG



12 RESPONSIBLE CONSUMPTION AND PRODUCTION

Synergy



8



11



13



14



15

Trade Off



1



2



3



4



5



6



7



9



10

Related Indicators

NTPC: 78

National: 12.7.2

Global: 12.7.1



New Taipei takes the lead in initiative for carbon net zero

Competent authority | The Department of Environmental Protection

New Taipei City signed the Climate Emergency Declaration in 2020, announcing its climate vision for 2030. In 2021, in response to international trends relating to the continuing expansion of climate-related governance practices, the city government announced its initiative to lead the way in achieving net-zero carbon emissions. This initiative was announced on Earth Day April 22, 2021, which involves transforming Bali into a net-zero carbon demonstration zone, achieving carbon neutrality at the Sanchong Second Administrative Center, and incorporating zero-carbon design concepts into urban renewal and major development plans (e.g., Wenzizun redevelopment zone and northern and southern Luzhou redevelopment zones). To achieve its goal of net-zero carbon by 2050, the city government drafted three strategies and five guidelines. The three strategies are ① transitioning from fossil fuels to electricity and zero-carbon fuels, ② upgrading equipment to increase energy efficiency and reduce energy use, and ③ adopting renewable or clean energy sources for electricity. The five guidelines are ① energy transformation, ② efficiency boost, ③ smart transportation, ④ circular economy, and ⑤ resilience and adjustments. To demonstrate its commitment to achieving carbon neutrality, the city also joined the United Nations Framework Convention on Climate Change's Cities Race to Zero initiative.

Core SDG



Synergy



Trade Off



Related Indicators

NTPC: 13

National: 10.1.1

Global: 10.1.1



Save the ocean: marine defense team and gillnets control measures

Competent authority | The Agriculture Department /

The Department of Environmental Protection

To stop the ocean from being polluted from polluters, such as used nets, river waste, and trash, the New Taipei City Government formed a marine defense team and a blue-sea fleet in 2016, working with private sector to improve the ocean environment by clearing the seabed around nearby reefs and removing marine debris. Furthermore, the city government implemented several control measures to manage its gillnet fishing industry. From controlling the total number of fishing boats and rafts, requiring fishing gear to be marked with the ship's name or serial number, to guidance on the conversion of gillnet fishing boats, these were all measures taken to reduce the environmental impact on the ocean caused by dumped fishing nets. Furthermore, the city government designated four conservation zones, five gillnet-prohibited zones, two protected reef zones and seven artificial reef zones where fishing is prohibited. With the implementation of these policies, the proportion of gillnet boats as a percentage of all fishing boats decreased steadily to 24.6% in 2020, surpassing the short-term goal of 26%.



Core SDG

14 LIFE BELOW WATER

Synergy

1 No poverty, 2 Zero hunger, 8 Decent work and economic growth, 12 Responsible consumption and production, 13 Climate action

Trade Off

9 Industry, innovation and infrastructure, 11 Sustainable cities and communities

Related Indicators

NTPC: 80
National: 14.4.2
Global: 14.6.1

Going paperless: save paper, save time

Competent authority | The Public Works Department



To reduce the consumption of paper and improve administrative efficiency, the New Taipei City Government transitioned to a fully paperless system for the review of construction licenses and issuance of use permit copies in 2021, thereby substantially reducing paper usage for blueprint review. With around 900 construction applications and design changes being submitted annually, going paperless is projected to reduce A4 paper consumption by nearly 1.01 million sheets annually, which saves a stack of sheets as high as Banqiao Train Station. In addition to the attainment of energy-saving and carbon-reduction goals, the paperless process also reduces processing time by nearly 90%. These paperless measures will be expanded in the future.

Core SDG



Synergy



Trade Off



Related Indicators

NTPC: N/A
National: N/A
Global: N/A

A stronger social safety net for a safer environment

Competent authority | The Police Department /
The Social Welfare Department /
The Indigenous Peoples Department /

New Taipei City has achieved its short-term targets of crime rate year-by-year from 1,091.35 cases per 100,000 people in 2018 to 866.77 cases per 100,000 people in 2020, through the effort of its police force. The clearance rate also saw improvement from 95.36% in 2018 to 96.71% in 2020. New Taipei City has been committed to maintaining social order and protecting its citizens. It also strives to protect vulnerable families through the implementation of an integrated interdepartmental safety net for high-risk groups across all ages. Social Welfare Department provides multiple types of assistance for families through social workers and social welfare agencies, and the Indigenous People's Department organizes violence prevention courses (e.g., awareness of violence patterns, violence-prevention network, and resources for professional services) to train anti-violence gatekeepers on the integration of anti-domestic violence principles into tribal and community culture. These measures ensure the early detection of domestic violence and establish basic defense mechanisms in communities to prevent the effects of harmful behavior from spreading.

Core SDG



Synergy



Trade Off



Related Indicators

NTPC:59
National:16.1.1
Global:16.1.3



Youth in action: New Taipei's internship program for SDGs

Competent authority | The Secretariat

New Taipei City promotes youth SDG internship programs as part of its policy on sustainable development and cross-domain partnerships. One project involves the signing of a memorandum of understanding with the multinational startup firm Evercomm, with the aim of training outstanding university students to become smart grid data agents. These data agents then wrote the COVID-19 Response in New Taipei City report based on on-site inspections of tourism and manufacturing businesses that were most affected by the pandemic. This project was later selected by the Youth Sustainable Energy Hub (YSEH) as an outstanding energy proposal, and it was the only Taiwanese project featured on international websites.

Core SDG

17 PARTNERSHIPS FOR THE GOALS

Synergy



Trade Off



Related Indicators

NTPC: N/A
National: N/A
Global: N/A



3·6

**Analysis of New
Taipei SDGs
Interactions**



In the 2021 United Nations High-level Political Forum on Sustainable Development, the Swedish Stockholm Environment Institute revealed the SDG Synergies Tool, which involves the use of a questionnaire filled by users to rate the relevance between policies and individual SDGs and thus facilitates comprehensive implementation of sustainable development measures.

The New Taipei City Government is the first special municipality in Taiwan to adopt the SDG Synergies Tool. Questionnaires were distributed to colleagues in different departments and offices as well as external stakeholders, with 353 valid responses. Figure 3.6 presents the survey results. 17 SDGs are presented along the x-axis and y-axis, and each node denotes the level of relevance between SDGs. The extent of relevance was divided into seven levels, each represented by a different shade of color. The seven levels are detailed in the following table.

Strongly Promoting	Moderately promoting	Weakly promoting	No influence	Weakly restricting	Moderately restricting	Strongly restricting
3	2	1	0	-1	-2	-3

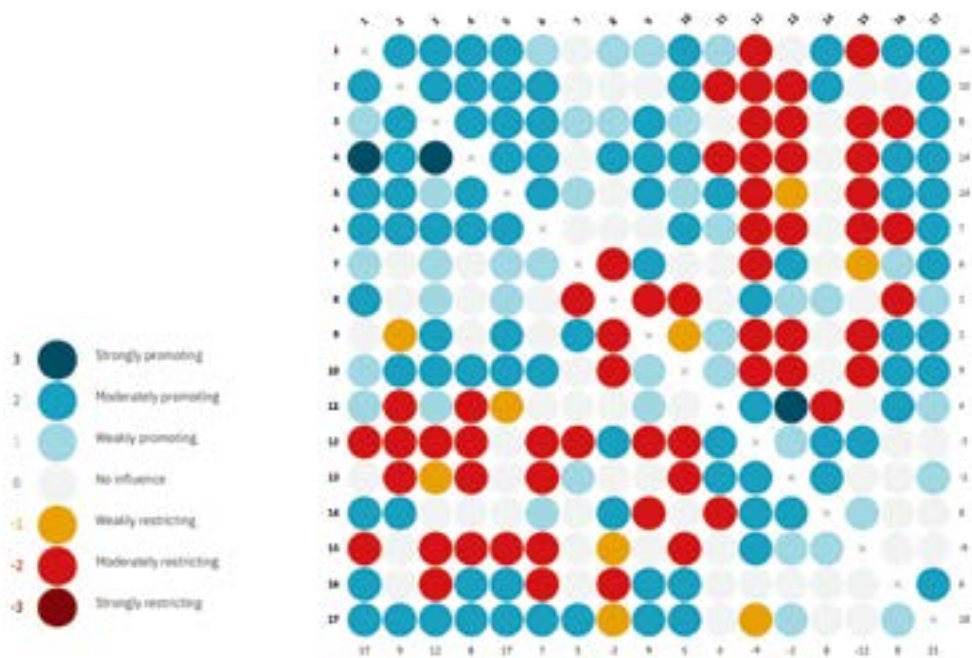


Figure. 3.6: New Taipei City Cross-Impact Matrix of Interactions Between Sustainable Development Goals

Overall, the respondents had a highly positive view on New Taipei City’s implementation of SDG 17 regarding global partnership. According to the United Nations, the key to success in promoting Agenda 2030 lies in partnership with shared values, goals, and visions. The analysis results obtained using the SDG Synergies Tool echoes with this view of the United Nations. New Taipei City will continue to maintain the favorable partnership across departments and offices, between the public and private sectors, and with international connections, working its way toward a sustainable, livable city.

Sustainable Living, Sustainable Future

Stipulation and promotion of sustainability policies require public-private collaboration, and support from citizens is what truly drives the implementation. The idea of sustainability is more than a slogan to chant or policy description written somewhere. It needs to

be put into practice in everyday life to raise awareness and eventually become one's belief, so that every decision is made after consciously taking our environment into account. The path to sustainability is a journey we need to take together.

Shuangx

CHAPTER

New Taipei: Where Great Things Happen /
A Call to Action for Sustainability /
A Better Future for Our Environment /
A Safer Society for All /
Partnering for Sustainable Solutions /

← 旅遊服務中心
Tourism Service Center

售票處
Tickets

PARTNER FOR NEW



xi Station

TER 4

RSHIPS BETTER TAIPEI



Shuangxi Station

In 2015, the United Nations released the 2030 Agenda for Sustainable Development and 17 SDGs, and the following 5Ps were proposed: planet, people, peace, prosperity, and partnership. These values are found and practiced in various aspects of life, bringing numerous new life options to New Taipei City. With the 5Ps and, most importantly, the idea of common good at its core, this chapter presents 17 success stories of public-private partnerships from Goal 1 to 17 and categorizes them into four groups.



4.1

**New Taipei:
Where Great
Things Happen**

The New Taipei City Government brings together people in New Taipei City who cares about different social and environmental issues and work hard together. There are enthusiastic and creative younger generations and older generations who welcome innovation. The interactions between generations and inheritance enable people and achievements made to be seen.

Encourage army enlistment to support disadvantaged family

The Social Welfare Department X Republic of China Air Force Combat Command

As the saying goes, “Teach a man to fish and you feed him for a lifetime.” For many disadvantaged youths, having a stable job and income is how they can become self-reliant. Thus, the Social Welfare Department and the Republic of China Air Force Combat Command have been collaborating on the Self-Reliant Project since 2014, matching youths from low- and middle-income households in the city with opportunities to serve in the army. The stable income and preferential reductions in water and electricity bills for national army personnel, as well as medical subsidies in military hospitals, can improve the family financial conditions of enlisted youths. The city government also adopts a flexible approach to retaining the welfare status of low- and middle-income households that the increase in income due to employment within a certain amount and period does not affect eligibility to welfare benefits (i.e. the increased income from participating in the Air Force’s Self-Reliant Project is still calculated based on minimum wage for up to 4 years). Therefore, disadvantaged youths need not worry about losing their original welfare status when applying to join the Air Force. Since the collaboration kickstarted in 2014, , a total of 88 students had been admitted by 2020 through recruitment documents being sent to graduates (seniors in high schools and universities) from low- and middle-income households.

Core SDG



Synergy



Trade Off



Related Indicators

NTPC: 14
National: 1.3.6
Global: 1.1.1



The Happiness Safeguarding Stations offer suspended meals to disadvantaged children

The Education Department X Convenience Store Chains

Disadvantaged families often worry about food insecurity. To ensure a healthy environment for schoolchildren to grow up, the Education Department launched the Happiness Safeguarding Station program, collaborating with more than 2,371 branches from four major convenient stores in New Taipei City. By following the principle of helping those in urgent need but not those constantly poor, the program provides emergency assistance to students under 18 (including dropouts) and children in need, and each individual is offered a suspended meal equivalent to NT\$80 to satisfy their urgent needs. In addition to providing meals, the convenient stores also report schoolchildren's information to the High-Risk Family Service Management Center. The city government activates the social and educational care assistance system to respond to actual needs of individuals through active care notification and search assistance. From 2013 to the end of August 2021, the cumulative number of recipients have reached 39,513. To reduce children's exposure to COVID-19 while out for receiving meals, take-out and doubled amount of meals are provided.

Core SDG



Synergy



Trade Off



Related Indicators

NTPC: N/A
National: N/A
Global: N/A



Increased screening capacity for widespread screening among public and enterprises

Department of Health X TaiDoc Technology Corporation

To stop the invisible transmission of COVID-19 and protect public health, the New Taipei City Government has encouraged the public to take the initiative to undergo screening; thus, screening capacity and channels are crucial. At the time of the outbreak in 2020, TaiDoc Technology Corporation, the manufacturer of at-home rapid COVID-19 test, delayed sending out 20,000 infrared thermometers that were originally to be shipped abroad and provided them to schools at all levels in Taiwan. This year, the company also donated 58,000 rapid test kits to communities. In response to the need for pandemic prevention, the Department of Health also assisted Taidoc Technology Corporation in collaborating with medical centers within its jurisdiction to establish a clinical trial platform and an execution team in order to accelerate the clinical trials of at-home COVID-19 rapid test products. Additionally, the city government established numerous rapid test stations and promoted a rapid test project for enterprises on June 7, 2021. As of July 19, 62 companies have completed screening out of the total 67 companies applied, with more than 30,000 people being screened.

Core SDG

3 GOOD HEALTH AND WELL-BEING

Synergy

Trade Off

Related Indicators

NTPC: N/A
National: N/A
Global: N/A



International School Award: seven public vocational high schools accredited

The Education Department × British Council

In a modern and global society, having diverse expertise and language skills is indispensable in building competitiveness. To improve the English competency of vocational students and help them become international vocational talents, the Education Department signed a memorandum of collaboration with the British Council to integrate international exchange and literacy courses into vocational school education. In 2019, all seven New Taipei municipal vocational high schools applied for the International School Award (ISA). In a result review conducted in the following year, all seven schools received accreditation, making New Taipei City the only city in Taiwan where all public vocational high schools have received ISA accreditation. Starting from 2020, the city government planned to extend the ISA accreditation to all public and private vocational high schools in the city. In 2021, an additional two private schools received basic accreditation, making the total number of school recipients. This measure helps cultivate the cultural literacy and foreign language skills required for students to keep up with globalization. These achievements have helped New Taipei City gradually progress toward the goal of becoming bilingual by 2030.

Core SDG



Synergy



Trade Off



Related Indicators

NTPC: N/A
National: N/A
Global: N/A



Design for inclusiveness: gender-neutral restroom

The Secretariat X Ho Wen-Qun Architects, Li Yi Construction Co., Ltd

New Taipei City strives to promote and practice gender equality on various issues in different fields. To promote the concept of gender friendliness, the Secretariat of New Taipei City Government has used the restroom on the east side of the first floor of New Taipei City Plaza as a demonstration site, hoping to reverse the public's established impression of restrooms. By accommodating individuals of different physical and psychological genders, of all ages, and with disabilities, the gender-neutral restroom breaks away from the traditional gender boundaries, reduces pressures related to gender conformity, and increases the flexibility of restrooms. The restroom is also convenient for moms and dads taking their children to the toilet. The Secretariat also held a cross-departmental meeting on gender-neutral restrooms in March 2021, where scholars and experts were invited to share their views and help relevant departments formulate principles and incentives to build restrooms of the kind.

Core SDG



Synergy



Trade Off



Related Indicators

NTPC: N/A
National: N/A
Global: N/A



Successful rehabilitation of Qingshui wetland: Black-faced Spoonbill spotted

The Water Resources Department X Spring Thunder Environmental Society

Taiwan is a stop-off point for many migratory birds, and Qingshui Wetland in Jinshan District, New Taipei City was once an important habitat for migratory birds on their journey due to the prevalence of paddy fields in the early days. However, factors such as industrial transformation and the drying wetland have gradually reduced local habitats for migratory birds. Starting from 2014, in response to the Satoyama Initiative, the Water Resources Department, the Construction and Planning Agency of the Ministry of the Interior, and Spring Thunder Environmental Society launched the Jinshan Initiative—The Qingshui Wetland Landscape Maintenance and In-Depth Industrial Cultivation Project, which focuses on the ecological rehabilitation of the central area of the Jinshan Environmental Education Base and promoting eco-friendly farming and environmental education. It has also successfully increased the sighting record of wetland bird species by 2.4 times compared with that 5 years ago, and the total number of birds has increased by 10 times. The black-faced spoonbills, an endangered species, have been spotted in Qingshui Wetland for several consecutive years. In addition, the positive cycles of organic farmland and the wetland's ecosystem as well as environmental education have become local features.



Core SDG

6 CLEAN WATER AND SANITATION

Synergy

1 No poverty, 2 Zero hunger, 3 Good health and well-being, 4 Quality education, 5 Gender equality, 10 Reduced inequalities, 17 Sustainable partnerships

Trade Off

12 Responsible consumption and production, 13 Climate action, 15 Life on land, 16 Peace, justice and strong institutions

Related Indicators

NTPC: N/A
National: N/A
Global: N/A

4.2

**A Call to
Action for
Sustainability**

Sustainable action starts at the grassroots level, and every individual can contribute to sustainable development. While creating a green cycle of production and consumption, promoting economic development, creating job opportunities, the New Taipei City Government adheres to the spirit of “leaving no one behind” by taking disadvantaged groups into account and leads the city towards a greener and more sustainable direction.

Taiwan's first solar photovoltaic citizen power plant

The Economic Development Department X Tamsui Community University

In order to build a sustainable low-carbon city, the New Taipei City Government collaborated with enterprises and nongovernmental organizations to assist Tamsui Community University with the building of Taiwan's first citizen solar photovoltaic power plant based in schools. Completed in 2020, the power plant has a capacity of 17.01 kW and annual power generation of approximately 16,000 kWh. A certain percentage of the surplus from the sale of electricity is allocated to local energy education to achieve the vision for a low-carbon and sustainable city. The Economic Development Department noted that the city government has taken the lead among the northern cities and counties in handling the public bidding and renting of public housing with solar photovoltaic equipment since 2013. Thus far, installation of solar photovoltaic equipment at 190 locations has been completed, with a capacity of 18.29 MW and annual power generation of approximately 17.37 million kWh, reducing carbon emissions by 9,261 metric tons every year.

Core SDG

7 AFFORDABLE AND CLEAN ENERGY

Synergy

5 GENDER EQUALITY, 9 INDUSTRY, INNOVATION AND INFRASTRUCTURE, 17 PARTNERSHIPS FOR DEVELOPMENT

Trade Off

8 ECONOMIC GROWTH, 12 RESPONSIBLE CONSUMPTION AND PRODUCTION

Related Indicators

NTPC: 5
National: 7.2.1
Global: 7.2.1



Tickets to employment for job seekers with disabilities

The Labor Affairs Department X Child Are Us Bakery

To support employment of people with disabilities, the New Taipei City Government has collaborated with different foundations to develop different New Taipei City Beneficence Gifts made from sheltered workshops every year. While producing holiday gifts, the workshops provide job opportunities for people with disabilities to acquire new skills and enable continued support for their rights. Twenty-seven sheltered workshops have been established in New Taipei City, according to the Labor Affairs Department, providing more than 500 job opportunities. Under a diversified business model, the workshops aim to provide high-quality services and products and give more employment opportunities to people with disabilities. In the future, the city government will continue to strive for professional innovation in products and consumer services in the hope of breaking away from the public myth that “quality is the last thing people can ask for in terms of products designed for public welfare,” thereby sustaining operation of sheltered workshops.

Core SDG



Synergy



Trade Off



Related Indicators

NTPC: 63
National: 8.5.2
Global: 8.5.2



A one-stop investment window: more businesses and more jobs

The Economic Development Department X Nanya Technology Corporation

For many companies, New Taipei City's One-Stop Investment Window has become the key element of government service provision to companies. Since the promotion of the One-Stop Investment Window in 2019, New Taipei City has provided private enterprises assistance in their investment plan and land search, accumulating a total of 438 service cases. More than NT\$610.6 billion investment and numerous local employment opportunities have been created. For example, Nanya Technology Corporation, Taiwan's largest dynamic random access memory manufacturer that won the Enterprise Sustainability Award of the National Sustainable Development Award, will invest in the construction of a new 12-inch advanced wafer fab in Taishan Nanlin Science Park, New Taipei City. The total investment amount is approximately NT\$300 billion, and the wafer fab is estimated to create thousands of job opportunities. The company provides favorable working conditions, achieves a retention rate of more than 98%, and optimizes in-process recycling by more than 97%.

Core SDG



Synergy







Trade Off





Related Indicators

NTPC: 64
National: N/A
Global: N/A



Easier access to online learning resources for students in rural areas

The Education Department X Snapask



In order to allow rural area students to obtain sufficient learning resources, the Education Department signed a memorandum of collaboration with the online education platform Snapask in April 2021. The platform allowed students in the city to ask questions online within the given 73,000 quota with answers, benefiting more than 2,000 students from 80 junior high schools. The city has been promoting the “New Taipei’s Support Program for Building up Academic Ability of Junior High School Students” since 2019. It provides resources for teachers to improve their teaching effectiveness. The two-pronged approach, namely the aforementioned program and the Snapask, can improve the learning of disadvantaged children and those in rural areas. In addition, the Easy Leap supplementary experiment program for English learning assisted by young overseas volunteers, has also been organized every year in collaboration with the Paramitas Foundation. It enables 500 disadvantaged students without easy access to English learning resources from 33 schools to practice English online with young Chinese overseas volunteers. Furthermore, since 2020, nine geographically remote schools in Ruifang District have been incorporated into the program to enable rural children to experience the joy of learning English and make friends around the world without being restricted by geographical distance.

Core SDG

10 REDUCED INEQUALITIES

Synergy

1 No poverty, 2 Zero hunger, 4 Quality education, 5 Gender equality, 6 Clean water and sanitation

Trade Off

3 Good health and well-being, 7 Affordable and clean energy, 10 Reduced inequalities, 5 Gender equality, 9 Industry, innovation and infrastructure, 16 Peace, justice and strong institutions

Related Indicators

NTPC: N/A
National: N/A
Global: N/A

Enhancing local industry competitiveness: Sanxia Local Creation Revitalization Center launched

The Agriculture Department X CAN Culture, Art & Nature

To revitalize regional development and promote local industrial upgrading, the New Taipei City Sanxia Local Creation Revitalization Center was officially launched in 2019. The CAN Culture, Art, & Nature, which comprises a team of youths who have returned to their hometown, served as the resource matching platform, connecting multiple cultural units in Sanxia District and creating a community-based, multifield, local industry creation alliance. The innovative promotion of the local culture to enhance international tourism, the connection of urban and rural brand cultures with the international community, and the innovative application of Sanxia's centennial craftsmanship were adopted as the goals of local industries incubation. The services provided by the center ensures a more comprehensive entrepreneurial ecology in Taiwan, provides appropriate assistance to new start-up teams, and promotes innovation and entrepreneurship in local industries. The Agriculture Department indicated that New Taipei City Government has collaborated with social enterprises and local organizations to provide professional resources to coach start-up teams according to their needs, drive industry success through business activities, and revitalize local development.



Core SDG

11 SUSTAINABLE CITIES AND COMMUNITIES

Synergy

9 9.4.1
10 10.4.1
12 12.4.1
13 13.4.1
16 16.4.1

Trade Off

2 2.4.1
4 4.4.1
14 14.4.1

Related Indicators

NTPC: 50
National: 11.4.1
Global: 11.4.1



4.3

A Better

Future for Our

Environment

Environmental protection requires public and private collaboration to achieve comprehensive results. Through a top-down policy, the New Taipei City Government encourages enterprises and citizens to work together for innovative solutions to address environmental sustainability issues related to climate change, thereby creating a better future for the city.

Environmental protection and novel technology: smart recycling machines

The Environmental Protection Department X FUN LEAD CHANGE Co., Ltd.

When it comes to environmental protection, never remove smart technology from the equation. The Environmental Protection Department collaborated with enterprises to create Taiwan’s first four-in-one 24-hour smart recycling machines installed in three densely populated areas—Banqiao, Sanchong, and Xinzhuang districts. People can recycle PET bottles, aluminum cans, polypropylene cups for drinks, and dry cells using these machines, allowing them to get discounts in designated stores. According to the Environmental Protection Department, New Taipei City has long promoted the idea of recycling to its citizens. The Recycling Rewards Service System was launched in 2011 to encourage the public to deliver recyclable objects to nearby collection stations. In return, the participants will earn reward points, which can be used in exchange for exclusive-use garbage bags and environmentally friendly products. Today, the department collaborates with enterprises to implement a pilot project to install smart recycling machines in the city. These machines not only are convenient for citizens, but increase their motivation to use and raise their awareness of responsible consumption every day.

Core SDG

12 RESPONSIBLE CONSUMPTION AND PRODUCTION

Synergy

8, 11, 13, 14, 15

Trade Off

1, 2, 3, 4, 5, 6, 7, 9, 10

Related Indicators

NTPC: 10
National: 12.5.1
Global: 12.5.1



Greener and more efficient: smart energy-saving measures

The Economic Development Department X

Twenty companies including Panasonic Taiwan Co., Ltd

In order to encourage enterprises to incorporate technology and energy conservation to achieve low-carbon transformation, the New Taipei City Government has held the “Smart Energy-Saving Transformation Plan for Service Industries and the Selection of Outstanding Enterprises in Smart-Energy Saving” activity to encourage and subsidize companies to adopt energy-saving systems and to give recognition to selected companies for their progress in energy saving. According to the Economic Development Department, 20 companies and factories had outstanding energy-saving performance in 2020, and the average power-saving rate in 2019 reached 10%, saving energy expenditure of NT\$21.36 million and reducing electricity usage by 7.12 million kWh. This activity shows that companies are gradually using energy management systems to manage power consumption, monitor energy consumption behaviors, and conduct further improvements to achieve energy-saving benefits. The city government also hopes to continue promoting the development of the green energy industry through providing smart energy-saving rewards in the future, thereby accelerating its progress toward becoming a low-carbon city.

Core SDG
13 CLIMATE ACTION
Synergy
8, 11, 12, 14
Trade Off
2, 3, 4, 6, 10
Related Indicators
NTPC: N/A
National: N/A
Global: N/A



Keeping our beaches clean: the Beach Cleaning Co-op

The Environmental Protection Department X the Beach Cleaning Co-op

The protection of the marine environment requires diverse societal efforts. New Taipei City's Environmental Protection Department collaborated with local stores on the north coast to establish Taiwan's first Beach Cleaning Co-op. The stores that join the Co-op lend beach cleaning tools to the public and take trash collected from beaches. This allows people to leave no traces of their visits to the beaches and maintain the beauty of the environmental landscape. The number of local stores that joined the Co-op increased from 9 in the beginning to 26 in July 2021. Since its establishment in July 2020, the Co-op has attracted more than 500 people to participate, and more than 440 kg of garbage has been cleared. According to the Environmental Protection Department, people who spontaneously decide to clean beaches can join the beach clean-up actions as long as they find a store that displays a swimming float with the Co-op's logo. For participating stores, the Co-op not only upholds the ideal of marine conservation but also further attracts more people to their premises, thereby achieving a win-win situation of environmental protection and economic promotion.

Core SDG



Synergy



Trade Off



Related Indicators

NTPC: 28
National: 4.7.4
Global: 4.7.1



Go green, plant a tree: in celebration of International Day of Biological Diversity

The Agriculture Department X New Taipei City Wild Bird Conservation Association



Core SDG

15 LIFE ON LAND

Synergy

12 RESPONSIBLE CONSUMPTION AND PRODUCTION

Trade Off

1 NO POVERTY, 3 GOOD HEALTH AND WELL-BEING, 4 QUALITY EDUCATION, 5 GENDER EQUALITY, 6 CLEAN WATER AND SANITATION, 10 REDUCED INEQUALITIES

Related Indicators

NTPC: 21
National: 15.1.1
Global: 15.1.1

New Taipei City has reached the short-term goal of having 76% green area coverage in 2020, ranking first of Taiwan's six special municipalities. This year, the city has taken the lead in responding to the United Nations' Trillion Tree Campaign, formulating a 10-year tree planting plan. Starting from 2021, 40,000 trees will be planted each year, meaning a total of 400,000 trees will be planted, and the forest area will be increased by a minimum of 200 hectares by 2030. This year, the Agriculture Department and the New Taipei City Wild Bird Conservation Association collaborated to introduce the tree planting project into schools, accelerating the greening of campuses and enhancing biodiversity. The city government will continue collaborating with different units to promote tree planting in the city for a greener environment and biodiversity protection.

4.4

A Safer

Society for All

A stable social order and a safe life are crucial foundations of the vision of living and working in peace and contentment. To ensure public safety, departments of the New Taipei City Government must work together to systematically create a peaceful, safe, and secure living space for citizens and increase the willingness of companies and people to settle in the city.

Safe and Secure : Taiwan's First Police Drone Team

The Police Department X Coretronic Intelligent Robotics Corporation (CIRC)

The New Taipei City Government worked with CIRC and Taiwan's first police drone team on September 26, 2020. As of the end of July 2021, the drone team has carried out 40 missions, which mainly included administrative enforcement, investigation of crime scenes in complex terrains, and monitoring of traffic conditions. Real-time monitoring and evidence collecting using these drones can compensate for the police's inconvenience and time spent dealing with terrain-related obstacles, improve the efficiency of case handling, and assist in the execution of disaster relief tasks, providing citizens with a comprehensive three-dimensional security network. In addition to being used for public security maintenance, the drone team monitors the traffic conditions, sends images to solve traffic congestion problems, and supports emergency rescue services to provide comprehensive information during disasters. The drone team optimizes citizen safety through administrative evidence collections, criminal investigations, traffic diversions, and assistance in disaster relief, thereby building a safer and more secure society for all.

Core SDG

16 PEACE, JUSTICE AND STRONG INSTITUTIONS

Synergy

1 2 3 4 5 9 17

Trade Off

3 6 8

Related Indicators

NTPC: 60
National: 16.1.2
Global: 16.3.1





4.5

**Partnering for
Sustainable
Solutions**

To achieve the goal of leaving no one behind, the New Taipei City Government has communicated the concepts of sustainability and environmental protection through the design of space with the relevant units of City Government. The New Taipei City Government hopes to create a site based on the spirit of sustainable development as the carrier for diverse voices and ideas; this site will provide a resting space for employees when they take a break from work, stimulate creativity, and promote the prosperity of New Taipei City.

Core SDG



Synergy



Trade Off



Related Indicators

NTPC: N/A
National: N/A
Global: N/A



Comma Lab: break free and change

The Secretariat ×
J.C. Architecture

TID

World Festival
of Interiors
Inside

Architizer
A+Awards

Office space in the public sector can take into account both design elements and environmental friendliness. New Taipei City’s Secretariat commissioned J.C. Architecture to design the Comma Lab, which has broken the stereotypical impression of public sector offices and won numerous international design awards. The Comma Lab is an open site in city hall that brings numerous possibilities. The tables and chairs in the space are also designed with environmental protection in mind, encouraging employees to break free from traditional thinking, reduce the distance between people, jointly stimulate creativity, and bravely confront challenges. The city government hopes to solve urban problems through design and convey the co-creation values of SDG partners. The Comma Lab won a major award at the Taiwan Interior Design (TID) Awards (i.e. the TID Jury Award), as well as the Workspace TID Award for Work Space/Office Space, and the Red Dot Design Award in 2021. Director General of the Secretariat Chingyu Yao remarked that the public sector cannot merely focus on beautification to solve urban problems—design should also be emphasized in solving problems in city.



Symbiosis and coexistence for sustainability

The people, things, and events in New Taipei City go beyond your imagination. Through the aforementioned cases, the city government hopes to truly exemplify the idea of common good achieved through partnerships, enabling everyone to see the non-mainstream options in everyday life. Through top-down policy promotion and assistance as well as bottom-up collaboration and implementation, the New Taipei City Government hopes to build a more sustainable living environment for all.

A·1

Sustainable Development Indicators for New Taipei City

© New Taipei City Indicators are updated till September, 2021; for further latest information, please check the website of the New Taipei Sustainable Development Committee.

© 「-」 : Not available, due to COVID-19, timeframe, and data accessibility.

© N/A : Not Applicable to national or global indicators.



SDG 6 Clean Water and Sanitation

National indicators


6.3.5

Global indicators


6.3.2

Name of the Indicator	Improvement rate of water pollution
Definition of the Indicator	Statistical definition of the Environmental Protection Administration: RPI is calculated based on the concentrations of the four water quality parameters (i.e., dissolved oxygen, biochemical oxygen demand, suspended solids, and ammonia nitrogen). RPI determines the degree of river water pollution.
Competent Authority	Division of Water Quality Protection, Bureau of Environmental Protection

Implementation Results



Goals



SDG 3 Good Health and Well-Being

National indicators

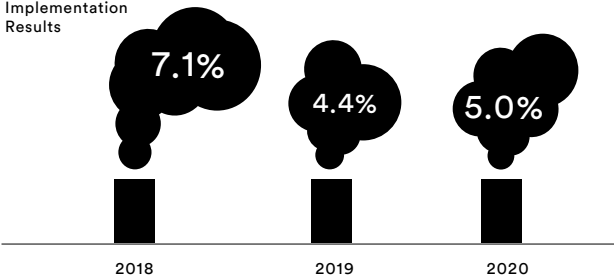
3.9.1

Global indicators

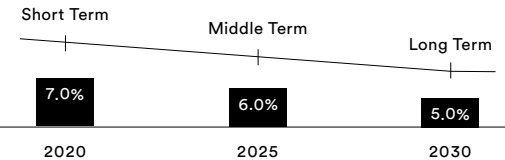
3.9.1

Name of the Indicator	Proportion of poor air quality
Definition of the Indicator	proportion of poor air quality (%) = Air Quality Index (AQI) > 100 days ÷ valid air quality measurement day × 100%
Competent Authority	Air quality Maintenance Division, Bureau of Environmental

Implementation Results



Goals



SDG 3 Good Health and Well-Being

National indicators


3.9.1

Global indicators

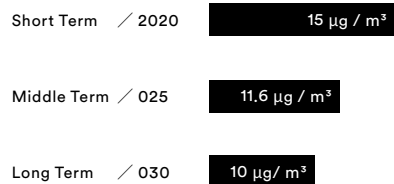
3.9.1

Name of the Indicator	Annual concentration of airborne fine particulate matter $\mu\text{g} / \text{m}^3$
Definition of the Indicator	Yearly average value of air quality measured through manual operation at monitoring stations in Xizhi and Banqiao of NTPC (calculated based on air quality standards)
Competent Authority	Division of Air Quality Maintenance, Bureau of Environmental Protection

Implementation Results



Goals





SDG 7 Affordable and Clean Energy

National indicators

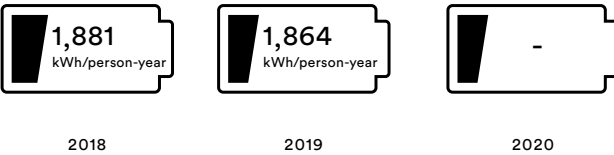
7.3.2

Global indicators



7.3.1

Name of the Indicator	Annual electricity consumption per capita
Definition of the Indicator	non-commercial power sales by residential and commercial households in the current year ÷ mid-year population
Competent Authority	Division of Low-Carbon Community Development, Bureau of Environmental Protection

Implementation Results



Goals



SDG 7 Affordable and Clean Energy

National indicators


7.2.1

Global indicators

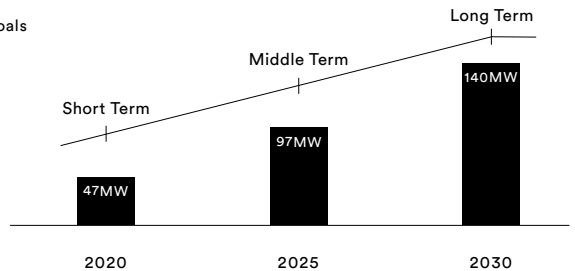
7.2.1

Name of the Indicator	Capacity growth of renewable energy installations
Definition of the Indicator	equation = (capacity of renewable energy installations in the current year – capacity of renewable energy installations in the preceding year) ÷ capacity of renewable energy installations in the preceding year × 100%
Competent Authority	Bureau of Economic Development

Implementation Results



Goals



SDG 7 Affordable and Clean Energy

National indicators

7.3.2

Global indicators

7.3.1

Name of the Indicator	Average annual electricity consumption by service industry households
Definition of the Indicator	annual electricity consumption by the service industry ÷ number of service industry households that use manual meter-readings
Competent Authority	Bureau of Economic Development

Implementation Results



Goals





SDG 13 Climate Action

National indicators


13.2.1

Global indicators

13.2.2

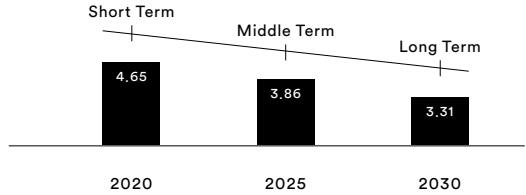
Name of the Indicator	Greenhouse gas emissions per capita
Definition of the Indicator	Net greenhouse gas emissions of the current year (including carbon sinks) ÷ mid-year population
Competent Authority	Division of Low-Carbon Community Development, Bureau of Environmental Protection

Implementation Results



Goals

Unit : mtCO₂e/person



SDG 11 Sustainable Cities and Communities

National indicators

11.6.1

Global indicators

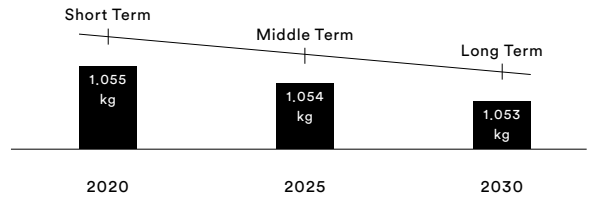
11.6.1

Name of the Indicator	Average amount of general waste generated per person per day
Definition of the Indicator	General waste generated in the current year ÷ total population in the designated clearance area ÷ actual number of days in the current year
Competent Authority	Division of Cleaning and Maintenance, Bureau of Environmental Protection

Implementation Results



Goals



SDG 12 Responsible Consumption and Production

National indicators


12.4.1

Global indicators

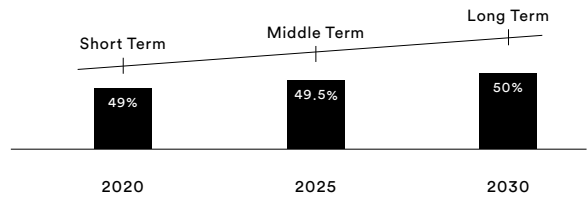
12.5.1

Name of the Indicator	Hazardous industrial waste recycling rate
Definition of the Indicator	Declared amount of hazardous industrial waste reuse ÷ declared total production of hazardous industrial waste × 100%
Competent Authority	Division of Industrial Waste Management, Bureau of Environmental Protection

Implementation Results



Goals





SDG 12 Responsible Consumption and Production

National indicators

Global indicators

12.5.1 **12.5.1**

Name of the Indicator	Recycling rate
Definition of the Indicator	Recycling volume ÷ (garbage volume + recycling volume + food waste volume)
Competent Authority	Division of Cycle Resources, Bureau of Environmental Protection

Implementation Results



2018

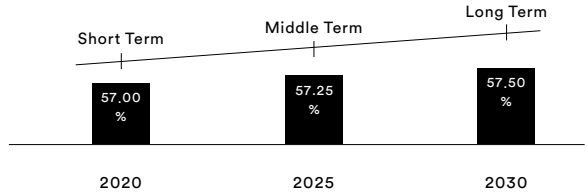


2019



2020

Goals



SDG 11 Sustainable Cities and Communities

National indicators

Global indicators

N/A **6.b.1**

Name of the Indicator	Participation in village-wide environmental certification competition
Definition of the Indicator	Number of villages participating in the environmental certification competition each year ÷ total villages in NTPC (1,032 villages)
Competent Authority	Division of Environmental Sanitation Management, Bureau of Environmental Protection

Implementation Results



2018

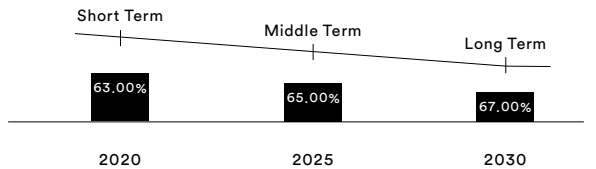


2019



2020

Goals



SDG 12 Responsible Consumption and Production


National indicators

Global indicators

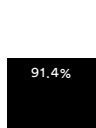
12.1.1 **12.4.1**

Name of the Indicator	Qualification rate of environmental impact assessment supervisions
Definition of the Indicator	(Number of supervisions – total number of sanctions) ÷ total number of supervisions
Competent Authority	Bureau of Environmental Protection


Implementation Results



2018

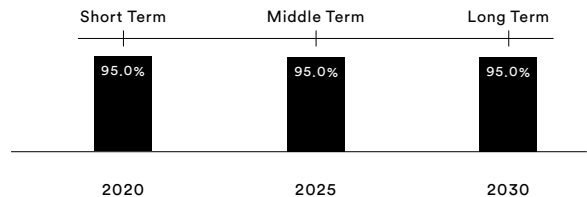


2019



2020

Goals





SDG 10 Reduced Inequalities

National indicators


10.1.1

Global indicators

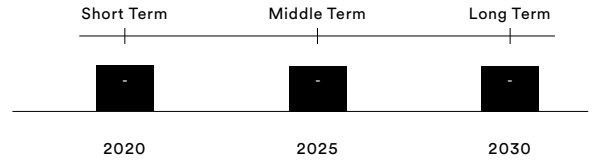
10.1.1

Name of the Indicator	Ratio of income share of highest 20% to that of lowest 20%
Definition of the Indicator	Disposable income by households in the highest 20% ÷ disposable income by households in the lowest 20%
Competent Authority	Bureau of Labor Affairs & Department of Budget, Accounting, and Statistics

Implementation Results



Goals



SDG 1 No Poverty

National indicators


1.3.6

Global indicators

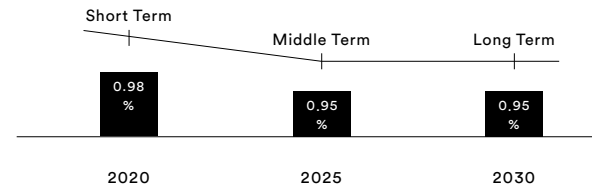
1.1.1

Name of the Indicator	Proportion of low-income household population
Definition of the Indicator	(Number of low-income households ÷ total population of NTPC) × 100%
Competent Authority	Division of Social Assistance, Bureau of Social Welfare

Implementation Results



Goals



SDG 3 Good Health and Well-Being

National indicators

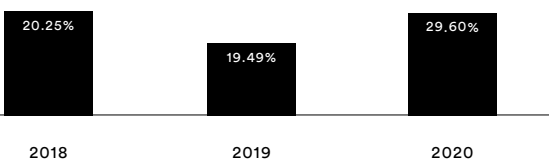
N/A

Global indicators

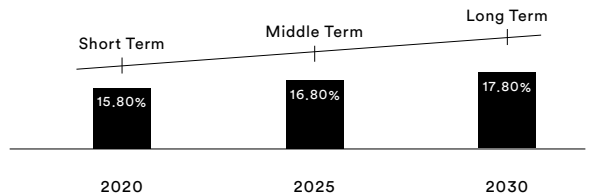
N/A

Name of the Indicator	Capacity of depression screening services for older adults aged 65 years or older
Definition of the Indicator	Capacity of depression screening services for older adults aged 65 years or older = number of screenings performed for older adults aged 65 years or older in the present year ÷ population of older adults aged 65 or older in the preceding year × 100%
Competent Authority	Division of Mental Health, Department of Health

Implementation Results



Goals





SDG 11 Sustainable Cities and Communities

National indicators

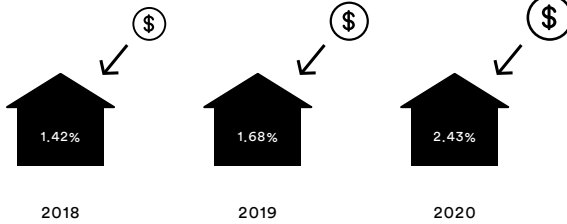
11.1.1

Global indicators

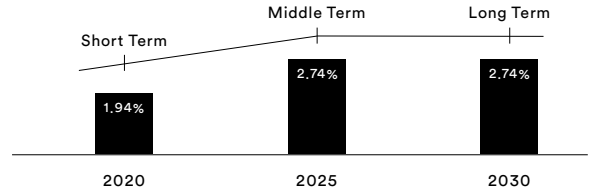
11.1.1

Name of the Indicator	Coverage of residential support
Definition of the Indicator	(households receiving rent subsidy or house purchase subsidy + public housing households) ÷ number of NTPC households
Competent Authority	Bureau of Urban and Rural Development

Implementation Results



Goals



SDG 5 Gender Equality

National indicators

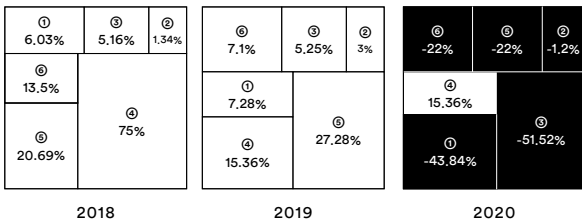
N/A

Global indicators

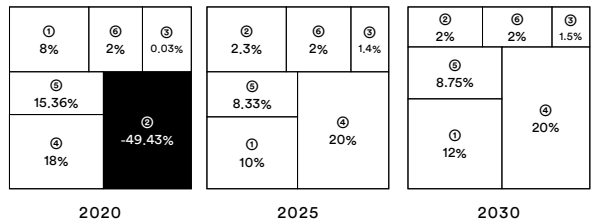
5.6.2

Name of the Indicator	Growth rate of women's participation in professional growth activities
Definition of the Indicator	$\frac{[(\text{Number of women participating in professional growth activities held by the public sector in the current year} - \text{number of women participating in professional growth activities held by the public sector in the preceding year}) \div \text{number of women participating in professional growth activities held by the public sector in the preceding year}] \times 100\%}{}$
Competent Authority	① Division of Community Development and Women Welfare, Bureau of Social Welfare, ② Division of Labor Education and Recreation, Department of Labor Affairs, ③ Vocational Training Center, Department of Labor Affairs, ④ Indigenous Peoples Department, ⑤ Bureau of Education, ⑥ Department of Health

Implementation Results



Goals



SDG 11 Sustainable Cities and Communities

National indicators


N/A

Global indicators

11.7.1

Name of the Indicator	Cumulative total of locations promoting senior clubs and joint dining for seniors
Definition of the Indicator	Number of locations promoting senior clubs and joint dining for seniors
Competent Authority	Division of Welfare Services for Senior Citizens, Bureau of Social Welfare

Implementation Results



Goals





SDG 10 Reduced Inequalities

National indicators

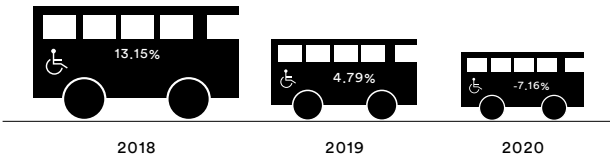
11.2.1

Global indicators

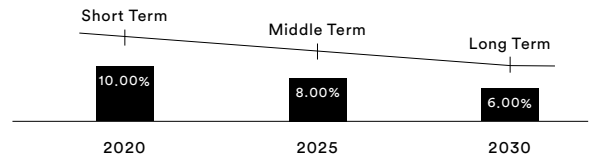
11.2.1

Name of the Indicator	Growth in rehabilitative bus usage
Definition of the Indicator	$(\text{Number of passengers taking the rehabilitation bus in the current year} \div \text{total NTPC population in the current year}) - (\text{number of passengers taking the rehabilitation bus in the preceding year} \div \text{total NTPC population in the preceding year}) \div (\text{number of passengers taking the rehabilitation bus in the preceding year} \div \text{total NTPC population in the preceding year}) \times 100\%$
Competent Authority	Bureau of Transportation

Implementation Results



Goals



SDG 11 Sustainable Cities and Communities

National indicators


11.5.1

Global indicators

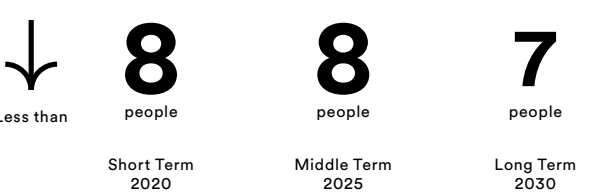
11.5.1

Name of the Indicator	Casualties from natural disasters
Definition of the Indicator	Total number of deaths, missing persons, and people injured from natural disasters each year
Competent Authority	Division of Preparedness and Response, Fire Department

Implementation Results



Goals



SDG 15 Life On Land

National indicators

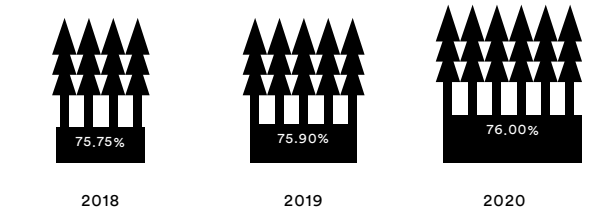
15.1.1

Global indicators

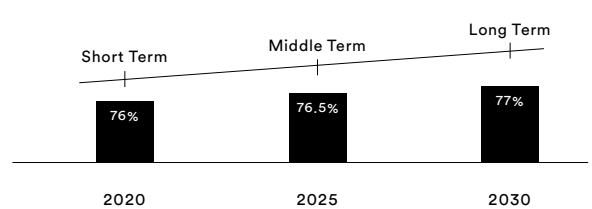
15.1.1

Name of the Indicator	Proportion of land area covered by forests in NTPC
Definition of the Indicator	Ratio of forest area to non-urban land area
Competent Authority	Agriculture Department

Implementation Results



Goals





SDG 4 Quality Education

National indicators


11.1.1

Global indicators

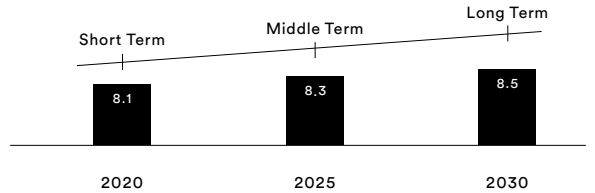
11.1.1

Name of the Indicator	Number of times a person attends art exhibitions and cultural activities
Definition of the Indicator	$(\text{total number of participants in art and cultural performances and activities in the current year}) \div (\text{total NTPC population in the current year})$
Competent Authority	Secretariat, Cultural Affairs Department

Implementation Results



Goals



SDG 16 Peace, Justice, and Strong Institutions

National indicators

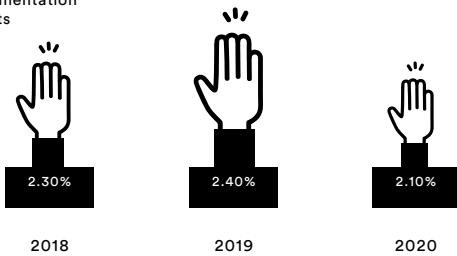
11.3.2

Global indicators

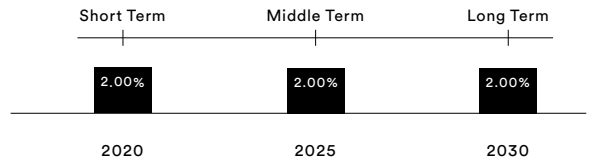
11.3.2

Name of the Indicator	Growth in the number of resident volunteers
Definition of the Indicator	$[(\text{Number of volunteers from the current year} - \text{number of volunteers from the preceding year}) \div \text{number of volunteers from the preceding year}] \times 100\%$
Competent Authority	Bureau of Social Welfare

Implementation Results



Goals



SDG 11 Sustainable Cities and Communities

National indicators

11.3.2

Global indicators

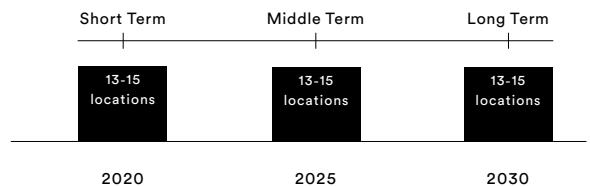
11.3.2

Name of the Indicator	Community volunteers' participation in pandemic preparedness works
Definition of the Indicator	The annual number of vector mosquito breeding sites cleared by community volunteers mobilized by NTPC district offices or the annual number of public health education activities organized by NTPC district offices
Competent Authority	Division of Disease Control, Department of Health

Implementation Results



Goals





SDG 10 Reduced Inequalities

National indicators

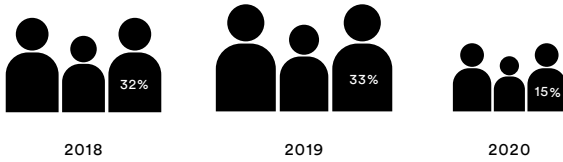
4.2.1

Global indicators

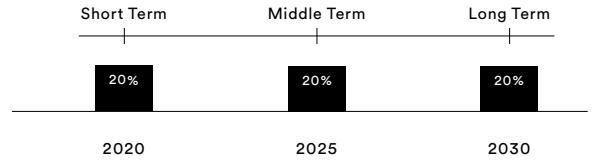
4.2.1

Name of the Indicator	Growth of community parent-child services
Definition of the Indicator	$[(\text{Number of people served in the current year} - \text{number of people served in the preceding year}) \div \text{number of people served in the preceding year}] \times 100\%$
Competent Authority	Division of Welfare Services for Child Care, Bureau of Social Welfare

Implementation Results



Goals



SDG 10 Reduced Inequalities

National indicators

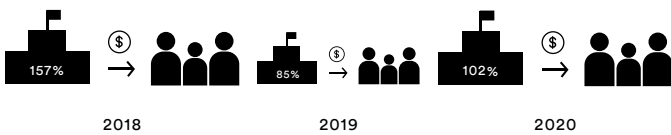
11.3.2

Global indicators

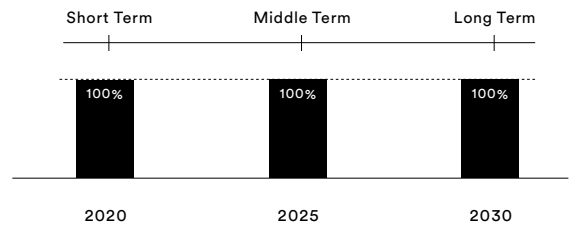
11.3.2

Name of the Indicator	Social welfare community participation rate
Definition of the Indicator	$\frac{\text{Number of plans for various social welfare service activities}}{\text{number of social development associations}}$
Competent Authority	Bureau of Social Welfare

Implementation Results



Goals



SDG 15 Life On Land

National indicators

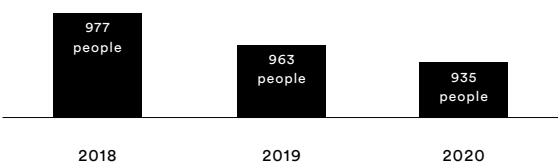
4.7.4

Global indicators

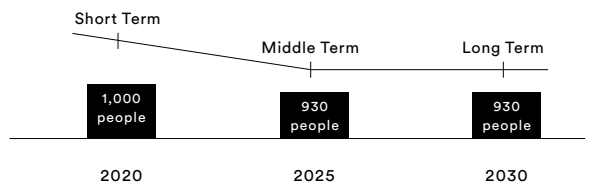
4.7.1

Name of the Indicator	Environmental education service - environmental educators
Definition of the Indicator	Total number of certified environmental educators
Competent Authority	Comprehensive Planning Division, Bureau of Environmental Protection

Implementation Results



Goals





SDG 4 Quality Education

National indicators


4.7.4

Global indicators

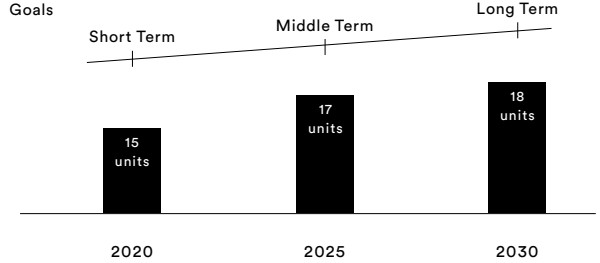
4.7.1

Name of the Indicator	Environmental education service - environmental education
Definition of the Indicator	Total number of certified environmental education facilities
Competent Authority	Bureau of Environmental Protection

Implementation Results



Goals



SDG 3 Good Health and Well-Being

National indicators


3.a.1

Global indicators

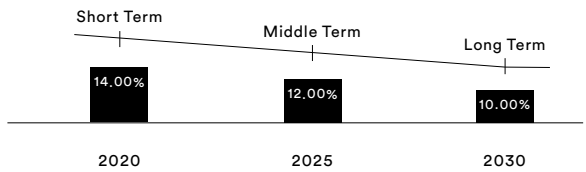
3.a.1

Name of the Indicator	Cigarette smoking rate among adults aged 18 years or older
Definition of the Indicator	Results from Adult Tobacco Survey by the Health Promotion
Competent Authority	Department of Health

Implementation Results



Goals



SDG 3 Good Health and Well-Being

National indicators


N/A

Global indicators

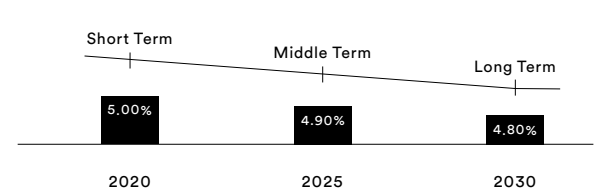
11.7.1

Name of the Indicator	Betel nut chewing rate among men aged ≥18 years
Definition of the Indicator	According to the results from the “Adult Tobacco Survey” and “Monitoring and Investigation of Health Hazard Factors” conducted by the Health Promotion Administration
Competent Authority	Department of Health

Implementation Results



Goals





SDG 3 Good Health and Well-Being

National indicators

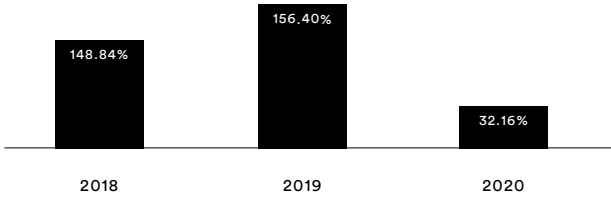
3.6.1

Global indicators

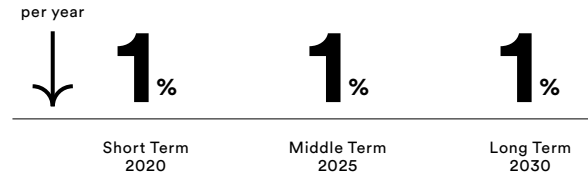
3.6.1

Name of the Indicator	Incidence of notifiable infectious diseases
Definition of the Indicator	(Number of cases of notifiable infectious diseases ÷ 100,000 population) × 100%
Competent Authority	Division of Disease Control, Department of Health

Implementation Results



Goals



SDG 3 Good Health and Well-Being

National indicators


3.8.2

Global indicators

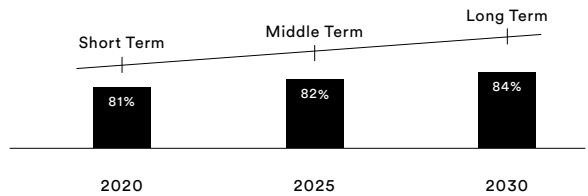
3.8.1

Name of the Indicator	Participation rate for health promotion assessment for older adults
Definition of the Indicator	Number of older adults who have completed the health promotion assessment ÷ number of older adult applicants for health promotion assessment × 100%
Competent Authority	Department of Health

Implementation Results



Goals



SDG 3 Good Health and Well-Being

National indicators

N/A

Global indicators

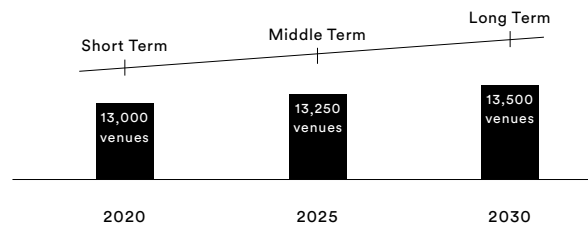
N/A

Name of the Indicator	Create smoke-free environments
Definition of the Indicator	Number of smoke-free venues announced by New Taipei City
Competent Authority	Department of Health

Implementation Results



Goals





SDG 3 Good Health and Well-Being

National indicators

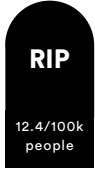
3.4.6

Global indicators

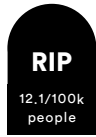
3.4.2

Name of the Indicator	Age-standardized suicide rate
Definition of the Indicator	Age-standardized suicide rate = $[\sum (\text{age-specific suicide rate} \times \text{number of standard population in an age group})] \div \text{number of total standard population}$
Competent Authority	Department of Health

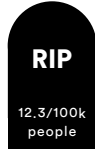
Implementation Results



2018



2019



2020

Goals

Short Term / 2020 **12.3 people/100k people**

Middle Term / 2025 **12.1 people/100k people**

Long Term / 2030 **11.8 people/100k people**



SDG 3 Good Health and Well-Being

National indicators

3.4.1

Global indicators

3.4.1

Name of the Indicator	Standardized death rate due to cancer
Definition of the Indicator	Standardized death rate = $[(\text{age-specific death rate} \times \text{number of standard population in an age group}) \div \text{number of total standard population (data age-adjusted by the 2000 world standard population)}]$
Competent Authority	Department of Health

Implementation Results



2018



2019




2020

Goals

Short Term / 2020 **108 people/100k people**

Middle Term / 2025 **105 people/100k people**

Long Term / 2030 **103 people/100k people**



SDG 3 Good Health and Well-Being

National indicators

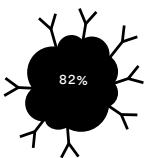
3.4.1

Global indicators

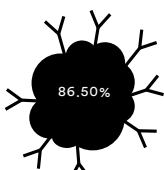
3.4.1

Name of the Indicator	Follow-up rate for patients tested positive for cancer
Definition of the Indicator	$(\text{Number of follow-ups for patients tested positive for cancer} \div \text{number of NTPC citizens receiving a positive cancer screening result}) \times 100\%$
Competent Authority	Department of Health


Implementation Results



2018



2019



2020

Goals

Short Term



2020

Middle Term




2025

Long Term



2030



SDG 3 Good Health and Well-Being

National indicators

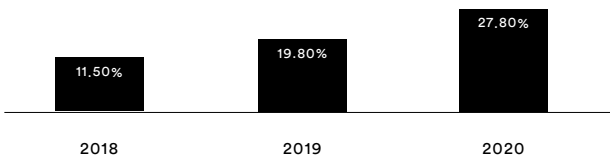
3.8.2

Global indicators


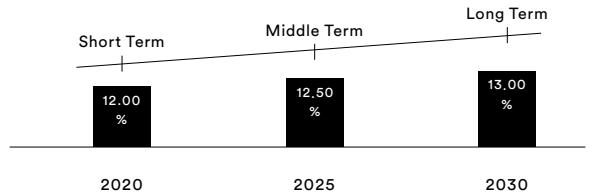
3.8.1

Name of the Indicator	Physical fitness assessment (I)
Definition of the Indicator	(average monthly frequency of physical activity participation [%]) = total number of app users who upload at least one piece of exercise data per month ÷ number of active users who have logged in at least once in the past 6 months)
Competent Authority	Department of Health

Implementation Results



Goals



SDG 3 Good Health and

National indicators

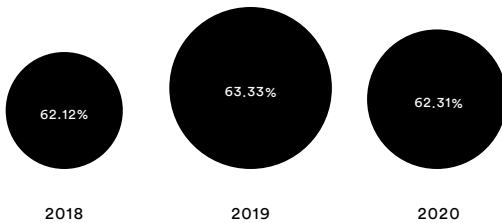
3.8.2

Global indicators

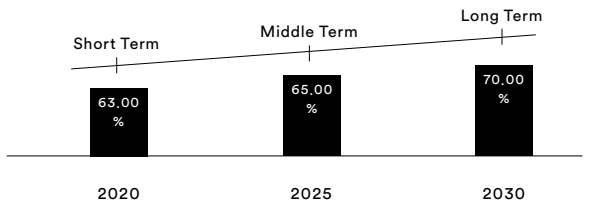
3.8.1

Name of the Indicator	Physical fitness assessment (II)
Definition of the Indicator	(Number of students who exercise regularly ÷ total number of students) × 100%
Competent Authority	Bureau of Education

Implementation Results



Goals



SDG 3 Good Health and Well-Being

National indicators

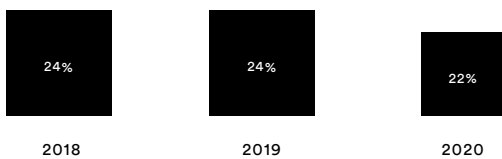
3.8.2

Global indicators

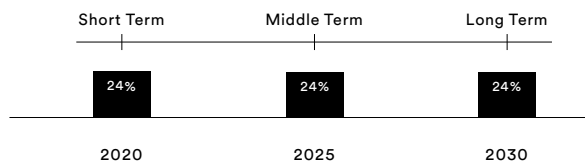
3.8.1

Name of the Indicator	Utilization of adult preventive care services by people aged 65 years or older
Definition of the Indicator	Number of people aged 65 years or older receiving adult preventive care services ÷ total number of people aged 65 years or older × 100%
Competent Authority	Department of Health

Implementation Results



Goals





SDG 3 Good Health and Well-Being

National indicators

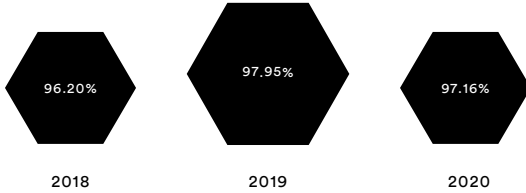
3.8.2

Global indicators


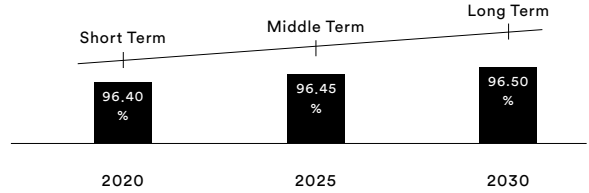
3.8.1

Name of the Indicator	Measures for pediatric disease prevention
Definition of the Indicator	Number of children vaccinated ÷ number of children requiring vaccination
Competent Authority	Department of Health

Implementation Results



Goals



SDG 3 Good Health and Well-Being

National indicators

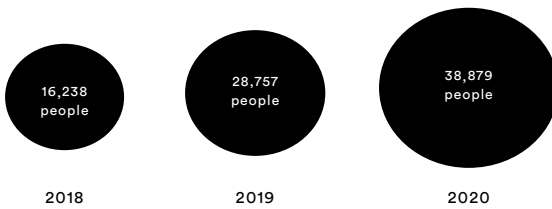
1.3.10

Global indicators

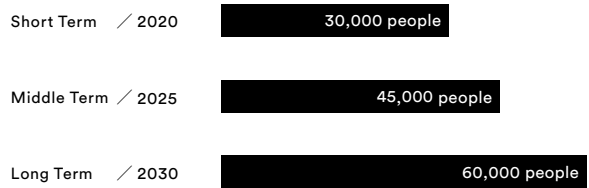
3.8.1

Name of the Indicator	Users of long-term care resources
Definition of the Indicator	Users of long-term care resources
Competent Authority	Gerontological and Long-term Care Division, Department of Health

Implementation Results



Goals



SDG 3 Good Health and Well-Being

National indicators

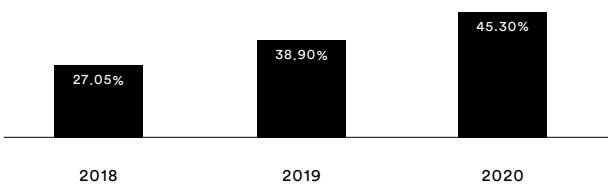
1.3.10

Global indicators

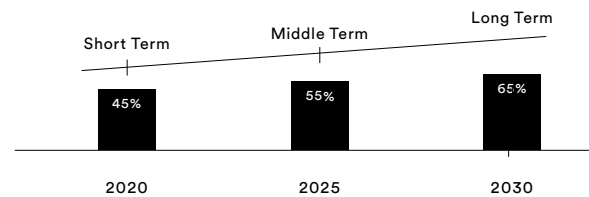
3.8.1

Name of the Indicator	Long-term care service coverage
Definition of the Indicator	(Number of older adults registered in the care system + number of older adults receiving institutional care) ÷ overestimate of disabled older adults receiving long-term care
Competent Authority	Gerontological and Long-term Care Division, Department of Health

Implementation Results



Goals





SDG 3 Good Health and Well-Being


National indicators

Global indicators

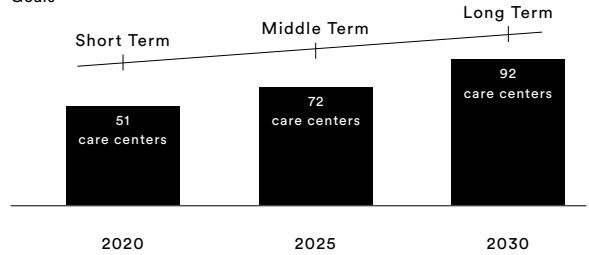
1.3.10 **3.8.1**

Name of the Indicator	Cumulative number of public elderly care centers
Definition of the Indicator	Number of public elderly care centers established through promotion
Competent Authority	Gerontological and Long-term Care Division, Department of Health

Implementation Results



Goals



SDG 3 Good Health and Well-Being


National indicators

Global indicators

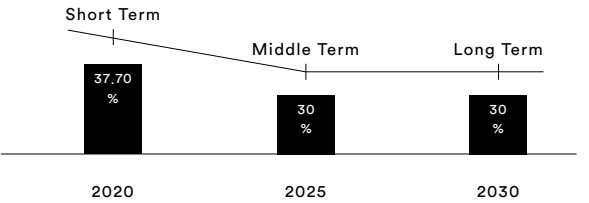
2.2.3 **2.2.2**

Name of the Indicator	Nutritional awareness enhancement rate
Definition of the Indicator	(mean posttest score from the nutritional awareness questionnaire – mean pretest score from the nutritional awareness questionnaire) ÷ mean pretest score from the nutritional awareness questionnaire
Competent Authority	Division of Health Management, Department of Health

Implementation Results



Goals



SDG 16 Peace, Justice, and Strong Institutions

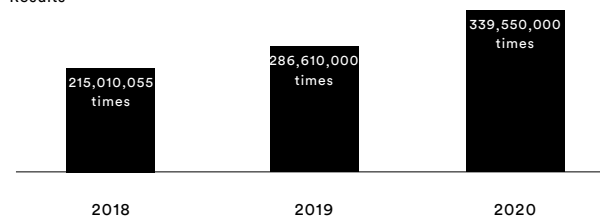
National indicators

Global indicators

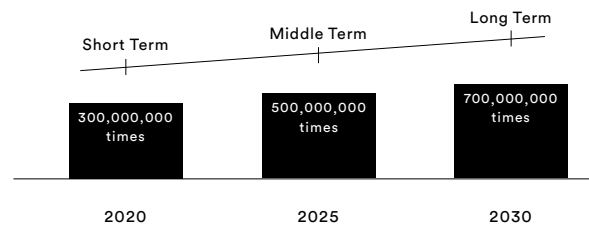
16.5.1 **16.10.2**


Name of the Indicator	(Open Data) indicator (data transparency)
Definition of the Indicator	Number of services provided: users visit the NTPC Open Data Platform through the top-up function of the app; each indirect service inquiry counts as 1 time.
Competent Authority	Research, Development, and Evaluation Commission

Implementation Results



Goals





SDG 9 Industry, Innovation, and Infrastructure

National indicators


N/A

Global indicators


9.1.1

Name of the Indicator	Number of cellphones per 100 households
Definition of the Indicator	Number of cell phones per 100 households ÷ total number of households × 100%
Competent Authority	Department of Budget, Accounting, and Statistics

Implementation Results



2018

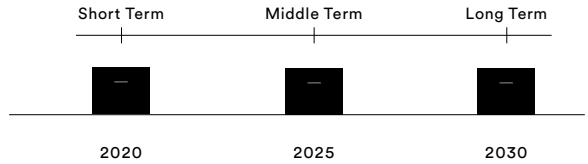


2019



2020

Goals



SDG 9 Industry, Innovation, and Infrastructure

National indicators


11.11.1

Global indicators


9.1.1

Name of the Indicator	Number of Internet connections per 100 households
Definition of the Indicator	Number of Internet connections per 100 households ÷ total number of households × 100%
Competent Authority	Department of Budget, Accounting, and Statistics

Implementation Results



2018

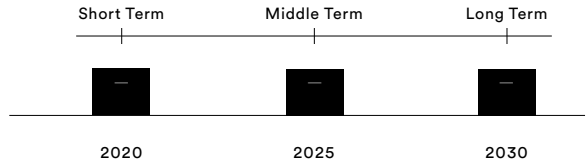


2019



2020

Goals



SDG 9 Industry, Innovation, and Infrastructure

National indicators

N/A

Global indicators

9.1.1

Name of the Indicator	Cumulative use of Wi-Fi
Definition of the Indicator	Users connect to the public Wi-Fi services installed by NTPC and click on the consent page for access to Internet-related services or resources; each access counts as 1 time.
Competent Authority	Research, Development, and Evaluation Commission

Implementation Results



2018

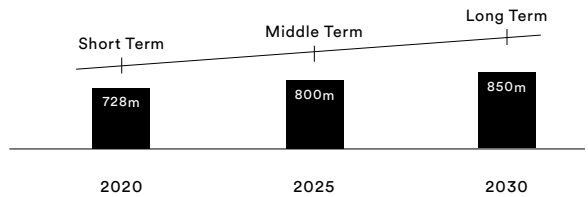


2019



2020

Goals





SDG 16 Peace, Justice, and Strong Institutions

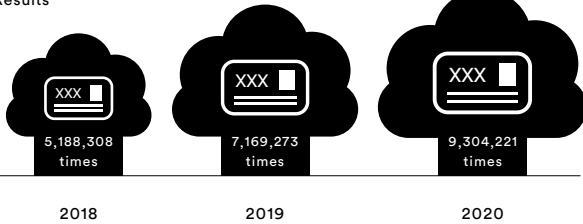
National indicators

Global indicators

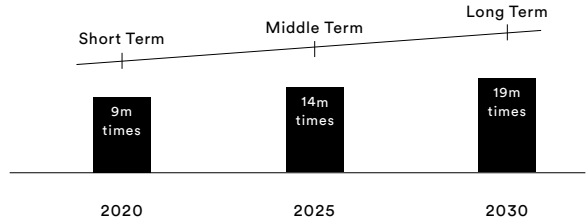
16.5.1 **16.10.2**

Name of the Indicator	Indicator for cloud-based certification package inquiry
Definition of the Indicator	Number of service inquiries is defined as the number of inquiries made by users to access certification/ documentation data through the cloud-based certification package.
Competent Authority	Research, Development and Evaluation Commission

Implementation Results



Goals



SDG 11 Sustainable Cities and Communities


National indicators

Global indicators

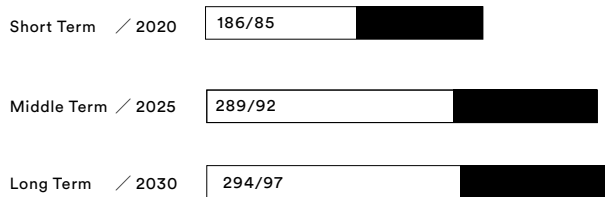
14.4.1 **14.4.1**

Name of the Indicator	Preservation and maintenance of ruins and historical buildings
Definition of the Indicator	Number of supervisions/inspections conducted on designated/listed ruins and registered historical buildings in NTPC ÷ number of designated/listed ruins and registered historical buildings in NTPC
Competent Authority	Division of Cultural Heritage, Bureau of Cultural Affairs

Implementation Results



Goals



SDG 11 Sustainable Cities and Communities

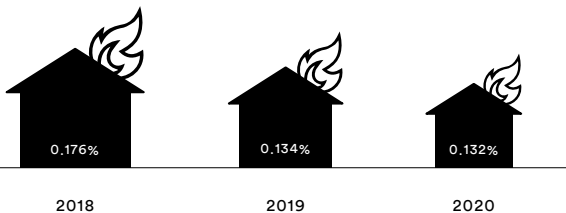
National indicators

Global indicators

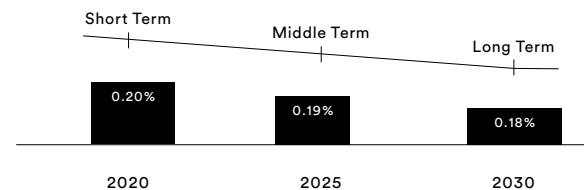
11.5.1 **11.5.1**

Name of the Indicator	Fire occurrence rate
Definition of the Indicator	(Number of fires occurred in the preceding year ÷ 10,000 households) × 100%
Competent Authority	Division of Fire Prevention, Fire Department

Implementation Results



Goals





SDG 11 Sustainable Cities and Communities

National indicators

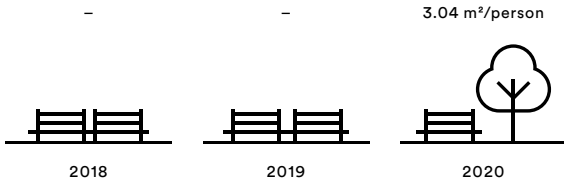
11.7.1

Global indicators


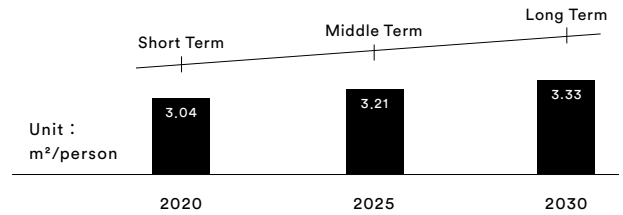
11.7.1

Name of the Indicator	Park and green area per capita
Definition of the Indicator	(parks/green areas/plazas/children's playgrounds/sports venues in urban plans) ÷ NTPC population
Competent Authority	Bureau of Agriculture

Implementation Results



Goals



SDG 6 Clean Water and Sanitation

National indicators

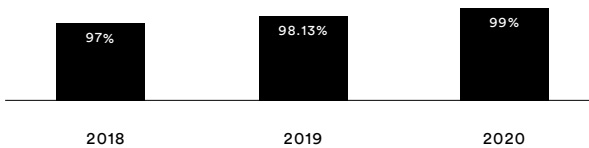
6.5.1

Global indicators

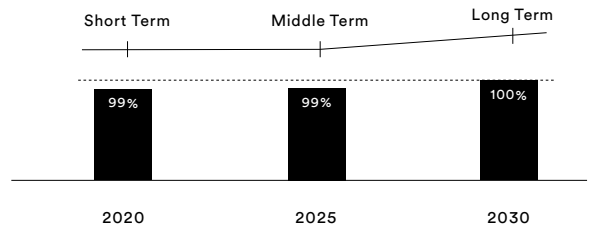
6.5.1

Name of the Indicator	Rainwater management facility
Definition of the Indicator	Rainwater drainage construction rate × 0.3 + rate of proper dredging and maintenance × 0.5 + (number of applications for water permeability and retention facilities in the current year ÷ estimated number of such facilities to be installed in the current year) × 0.2
Competent Authority	Bureau of Water Resources

Implementation Results



Goals



SDG 11 Sustainable Cities and Communities

National indicators

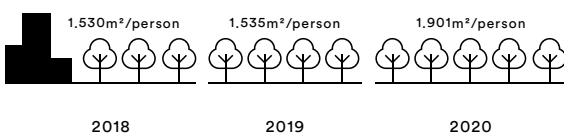
11.7.1

Global indicators

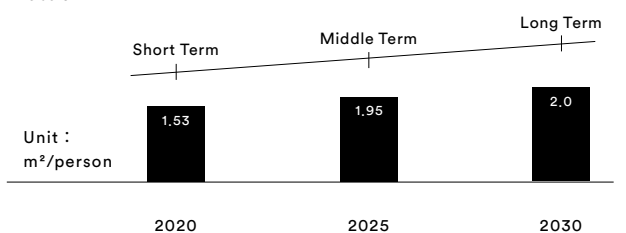
11.7.1

Name of the Indicator	Park and green space per capita in urban areas
Definition of the Indicator	NTPC's total green area ÷ NTPC's total population
Competent Authority	Bureau of Urban and Rural Development

Implementation Results



Goals





SDG 11 Sustainable Cities and Communities


National indicators

Global indicators


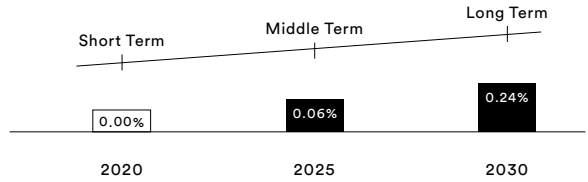
13.3.1 **13.3.1**

Name of the Indicator	Expansion of urban area
Definition of the Indicator	$[(\text{Total urban area of the current year} - \text{total urban area of the preceding year}) \div (\text{total urban area of the preceding year})] \times 100\%$
Competent Authority	Bureau of Urban and Rural Development

Implementation Results



Goals



SDG 11 Sustainable Cities and Communities

National indicators

Global indicators


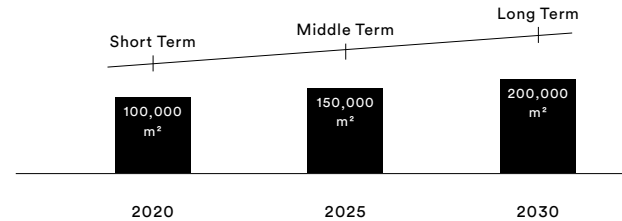
11.1.2 **11.7.1**

Name of the Indicator	Areas of urban renewal projects allocated for public welfare spaces
Definition of the Indicator	Sum of the areas for assisting the development of public welfare facilities + reserved open spaces + pedestrian trails + the side of a roadway within the building lot
Competent Authority	Urban Redevelopment Office

Implementation Results



Goals



SDG 11 Sustainable Cities and Communities

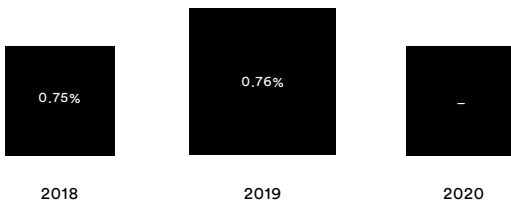
National indicators

Global indicators

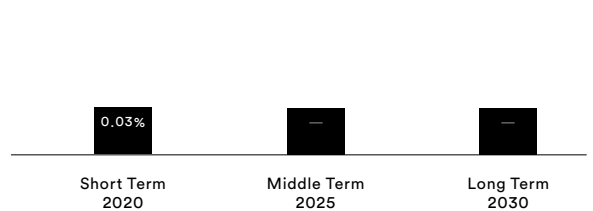
11.3.1 **11.3.1**


Name of the Indicator	Percentage of development area
Definition of the Indicator	$(\text{urban development area} + \text{non-urban development area}) \div \text{total land area of Taiwan (36,006.18 km}^2)$
Competent Authority	Bureau of Urban and Rural Development

Implementation Results



Goals





SDG 6 Clean Water and Sanitation

National indicators

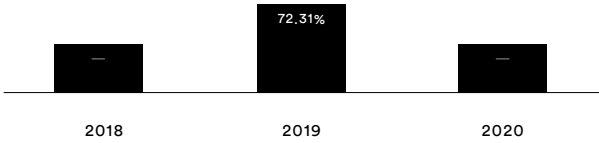
N/A

Global indicators


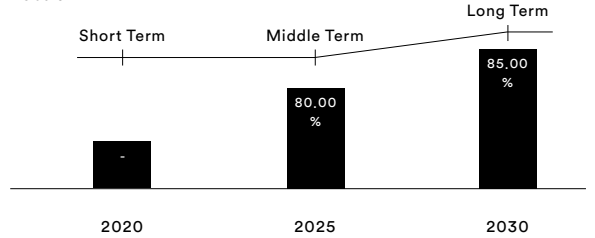
N/A

Name of the Indicator	Satisfaction with waterfront leisure spaces
Definition of the Indicator	Mean satisfaction value for waterfront leisure spaces of the first and second halves of the year
Competent Authority	High Riverbank Construction Management Office, Bureau of Water Resources

Implementation Results



Goals



SDG 16 Peace, Justice, and Strong Institutions

National indicators

16.1.1

Global indicators


16.1.3

Name of the Indicator	Crime rate
Definition of the Indicator	$(\text{Number of reported crimes} \div 100,000 \text{ population}) \times 100\%$
Competent Authority	Police Department

Implementation Results



Goals



SDG 16 Peace, Justice, and Strong Institutions

National indicators


16.1.2

Global indicators

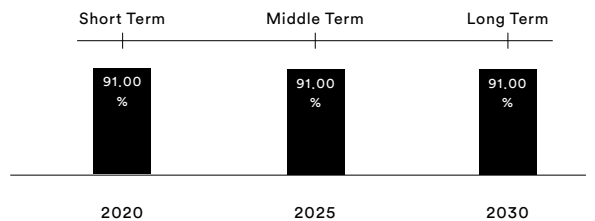
16.3.1


Name of the Indicator	Crime clearance rate
Definition of the Indicator	$(\text{Number of cleared cases} \div \text{total number of crimes recorded}) \times 100\%$
Competent Authority	Police Department

Implementation Results



Goals





SDG 16 Peace, Justice, and Strong Institutions

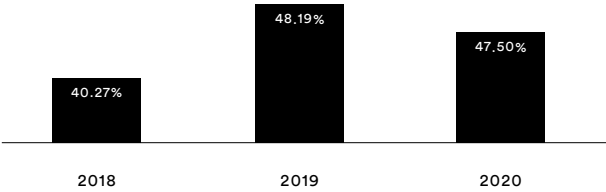
National indicators

Global indicators



16.1.2 **16.3.1**

Name of the Indicator	Crime clearance rate from using a monitoring system
Definition of the Indicator	Number of crimes discovered using a surveillance system ÷ total volume of crimes discovered × 100%
Competent Authority	Police Department

Implementation Results



Goals



SDG 8 Decent Work and Economic Growth

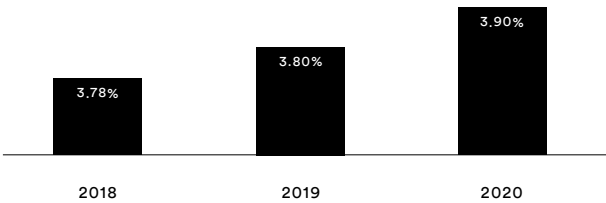
National indicators

Global indicators


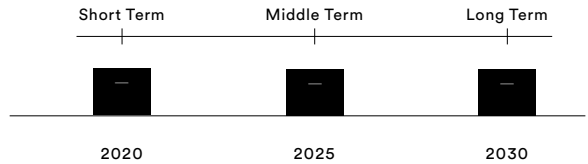
8.5.1 **8.5.2**

Name of the Indicator	Rate of unemployment
Definition of the Indicator	Unemployed ÷ Labor Force × 100%
Competent Authority	Department of Labor Affairs & Department of Budget, Accounting, and Statistics

Implementation Results



Goals



SDG 8 Decent Work and Economic Growth

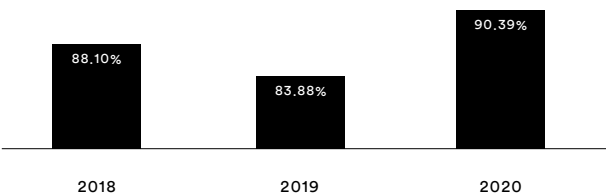
National indicators

Global indicators

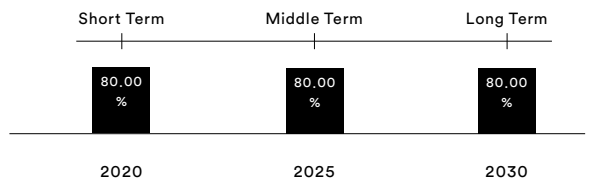
8.5.2 **8.5.2**


Name of the Indicator	Growth rate of job seekers placed
Definition of the Indicator	Number of job seekers placed ÷ number of newly registered job seekers
Competent Authority	Bureau of Labor Affairs

Implementation Results



Goals





SDG 8 Decent Work and Economic Growth

National indicators

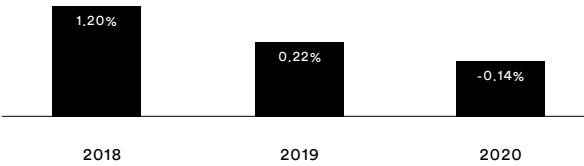
N/A

Global indicators


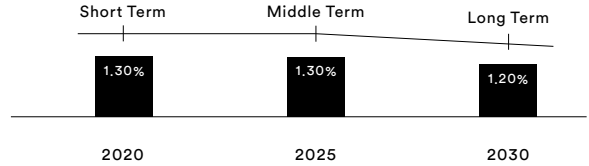
N/A

Name of the Indicator	Growth rate of industrial and commercial organizations
Definition of the Indicator	$(\text{total number of industrial and commercial organizations in the current year} - \text{total number of industrial and commercial organizations in the preceding year}) \div \text{total number of industrial and commercial organizations in the preceding year}$
Competent Authority	Bureau of Economic Development

Implementation Results



Goals



SDG 12 Responsible Consumption and Production

National indicators

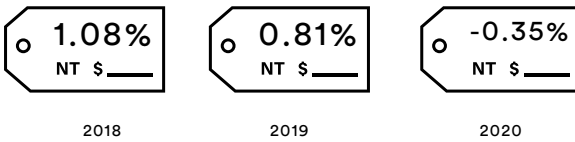
12.2.3

Global indicators


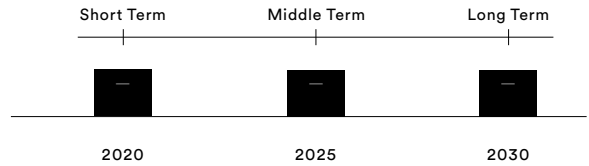
12.2.2

Name of the Indicator	Annual growth rate of Consumer Price Index (CPI)
Definition of the Indicator	$(\text{CPI of the current year} - \text{CPI of the preceding year}) \div \text{CPI of the preceding year} \times 100\%$
Competent Authority	Bureau of Labor Affairs, Department of Budget, Accounting, and Statistics

Implementation Results



Goals



SDG 2 Zero Hunger

National indicators

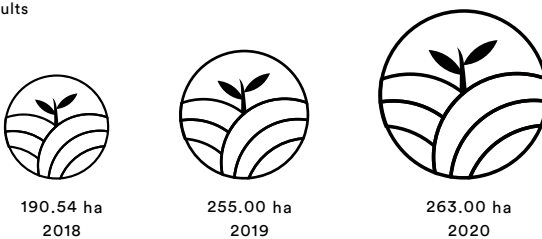
2.4.1

Global indicators

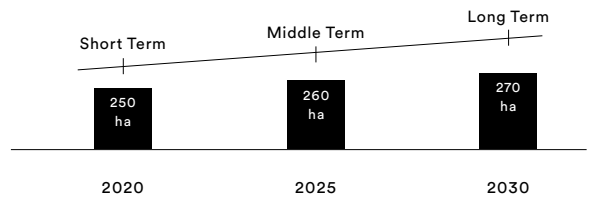
2.4.1


Name of the Indicator	Organic farming area
Definition of the Indicator	Sum of organic agricultural land areas whose products have been certified by legally approved agencies for organic agricultural products
Competent Authority	Bureau of Agriculture

Implementation Results



Goals





SDG 2 Zero Hunger

National indicators


2.4.1

Global indicators


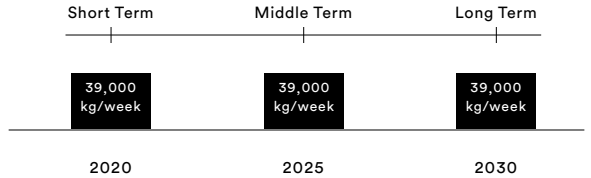
2.4.1

Name of the Indicator	Demand for organic vegetables on campus in NTPC
Definition of the Indicator	Weekly demand for organic vegetables (kg/week)
Competent Authority	Bureau of Agriculture & Bureau of Education

Implementation Results



Goals



SDG 6 Clean Water and Sanitation

National indicators

6.3.2

Global indicators



6.3.1

Name of the Indicator	Percentage of population served by wastewater treatment plants
Definition of the Indicator	Prevalence of public sanitary sewers + prevalence of dedicated sanitary sewers + building sewage facility installation rate
Competent Authority	Water Resources Department

Implementation Results



Goals



SDG 11 Sustainable Cities and Communities

National indicators

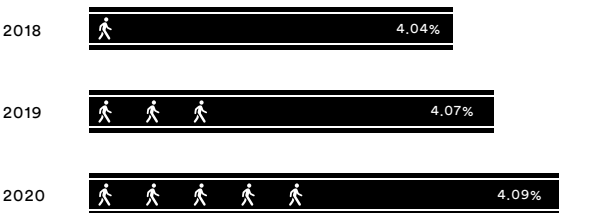
N/A

Global indicators

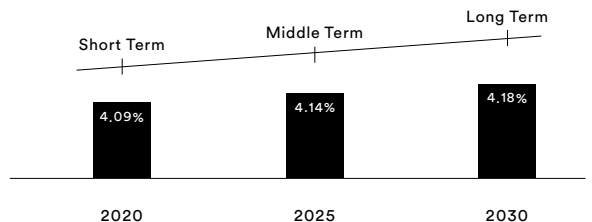
N/A


Name of the Indicator	Growth of implementing sidewalk leveling
Definition of the Indicator	proportion of sidewalk space = area of sidewalks on both sides of the street (excluding arcades) ÷ total area of roads in NTPC (m ² / m ²) × 100%
Competent Authority	Maintenance Office

Implementation Results



Goals





SDG 11 Sustainable Cities and Communities

National indicators


9.1.2

Global indicators


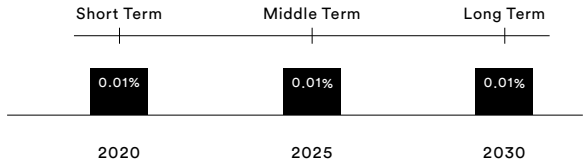
9.1.2

Name of the Indicator	Growth of the public transportation system
Definition of the Indicator	(Number of public transport passengers in the current year - number of public transport passengers in the preceding year) ÷ number of public transport passengers in the preceding year × 100% (* number of passengers is defined as the sum of MRT and city bus users within NTPC)
Competent Authority	Bureau of Transportation

Implementation Results



Goals



SDG 11 Sustainable Cities and Communities

National indicators


9.1.1

Global indicators

11.2.1

Name of the Indicator	Number of public bike usage
Definition of the Indicator	Number of public bicycle rental system usage (excluding the riverfront bike rental system)
Competent Authority	Bureau of Transportation

Implementation Results



Goals



SDG 11 Sustainable Cities and Communities

National indicators

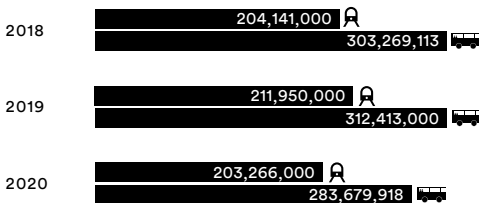
9.1.1

Global indicators

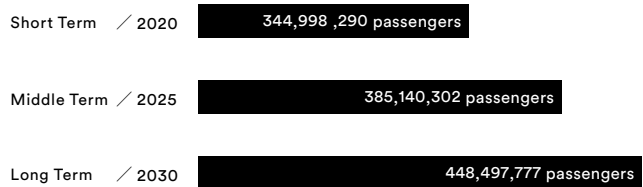
11.2.1


Name of the Indicator	Number of passengers using public transportation
Definition of the Indicator	Number of passengers using public transportation such as buses, railways, and MRTs
Competent Authority	Bureau of Transportation

Implementation Results



Goals





SDG 11 Sustainable Cities and Communities

National indicators


9.1.1

Global indicators


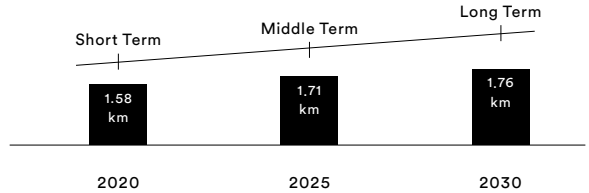
11.2.1

Name of the Indicator	Length of bike lanes per 10,000 people
Definition of the Indicator	Length of bike lanes per 10,000 households.
Competent Authority	Bureau of Transportation

Implementation Results



Goals



SDG 3 Good Health and Well-Being

National indicators

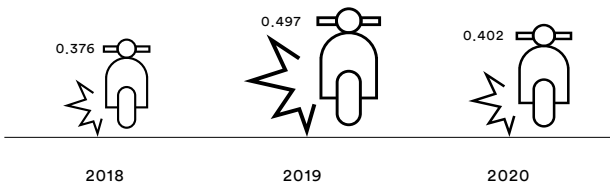
3.6.1

Global indicators


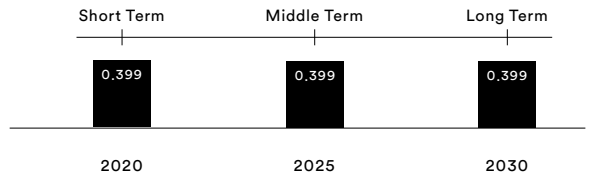
3.6.1

Name of the Indicator	Number of deaths per 10,000 motor vehicles
Definition of the Indicator	$(\text{Number of annual deaths caused by road traffic accidents}) \div (\text{number of motor vehicles in the middle of each year}) \times 10,000$
Competent Authority	Police Department

Implementation Results



Goals



SDG 3 Good Health and Well-Being

National indicators

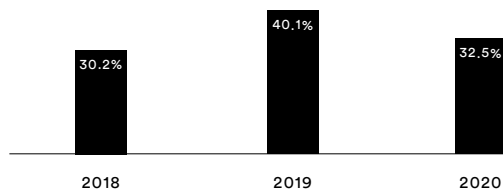
3.6.1

Global indicators

3.6.1


Name of the Indicator	Mortality caused by road traffic accidents
Definition of the Indicator	$(\text{Number of deaths caused by road traffic accidents} \div 10,000 \text{ population}) \times 100\%$
Competent Authority	Police Department

Implementation Results



Goals





SDG 11 Sustainable Cities and Communities

National indicators

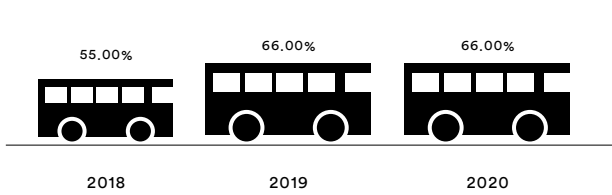
11.2.1

Global indicators


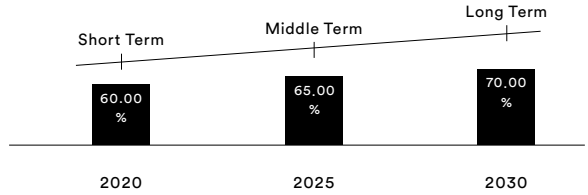
11.2.1

Name of the Indicator	Prevalence of low-floor bus in NTPC
Definition of the Indicator	(Number of low-floor buses for the current year ÷ total number of city buses) × 100%
Competent Authority	Bureau of Transportation

Implementation Results



Goals



SDG 11 Sustainable Cities and Communities

National indicators

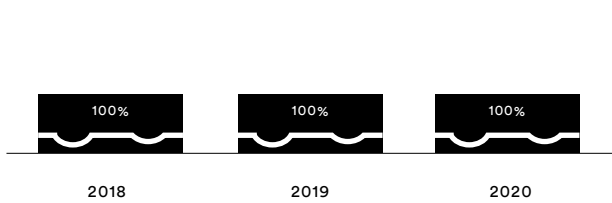
9.1.1

Global indicators

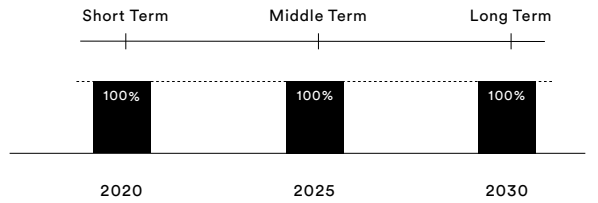
11.2.2

Name of the Indicator	Road maintenance (pothole repair) implementation efficiency
Definition of the Indicator	Number of non-overdue road maintenance projects ÷ actual number of roads requiring maintenance × 100%
Competent Authority	Maintenance Office

Implementation Results



Goals



SDG 12 Responsible Consumption and Production

National indicators

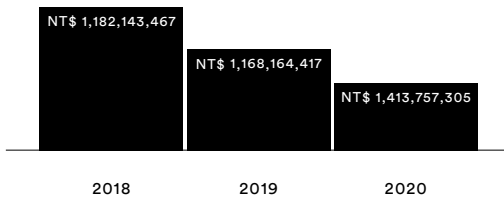
9.1.1

Global indicators

11.2.1


Name of the Indicator	Private sector green procurement
Definition of the Indicator	Private sector green procurement
Competent Authority	Bureau of Environmental Protection

Implementation Results



Goals





SDG 15 Life on Land

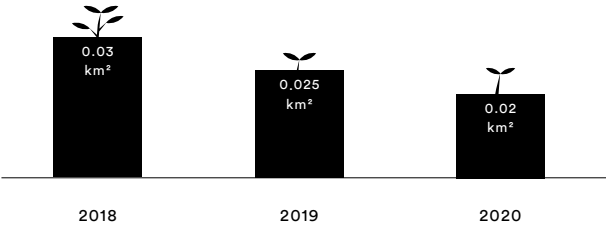
National indicators

Global indicators


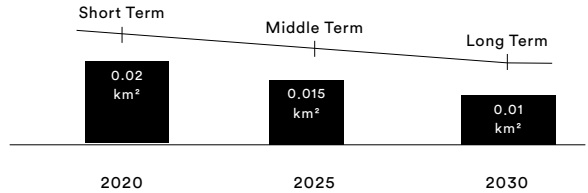
15.8.1 15.8.1

Name of the Indicator	Coverage of certain alien plants
Definition of the Indicator	Official statistical indicators reported by the Forestry Bureau of the Council of Agriculture, Executive Yuan. For example, Alien Plant Coverage (climbing hemp vine)
Competent Authority	Agriculture Department

Implementation Results



Goals



SDG 14 Life Below Water

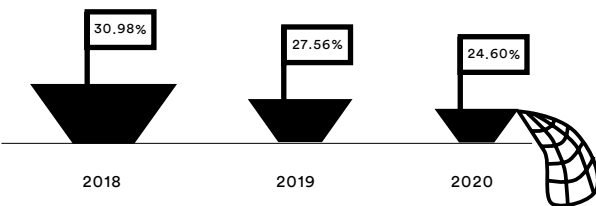
National indicators

Global indicators

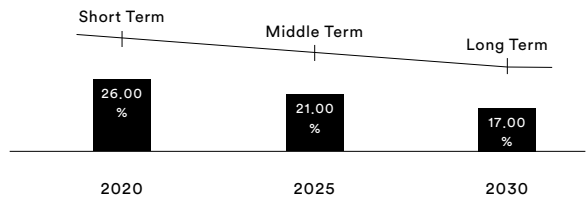
14.4.2 14.6.1

Name of the Indicator	Percentage of gillnet fishing vessels
Definition of the Indicator	Number of gillnet fishing vessels in NTPC ÷ total number of fishing vessels in NTPC × 100%
Competent Authority	Fisheries and Fishing Port Affairs Management Office, Agriculture Department

Implementation Results



Goals



SDG 14 Life Below Water

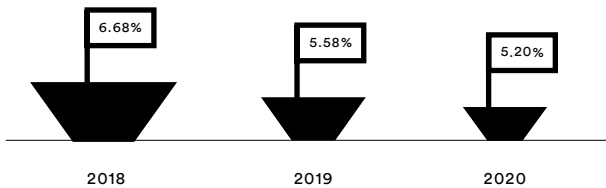
National indicators

Global indicators

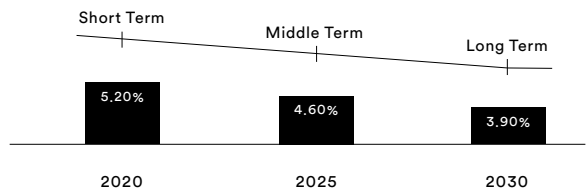
14.4.2 14.6.1

Name of the Indicator	Percentage of larval fishing vessels
Definition of the Indicator	Number of larval fishing vessels in NTPC ÷ total number of fishing vessels in NTPC × 100%
Competent Authority	Fisheries and Fishing Port Affairs Management Office, Agriculture Department

Implementation Results



Goals



A·2

New Taipei City Sustainable Development Keywords Database

Following the first VLR, the second one used SDGs tools for analysis. In addition to analyzing NTPC's synergies and trade-offs during the implementation process, 150 keywords related to NTPC have been selected from Sustainable

Development Solutions Network (SDSN) keywords. The keywords indicate how NTPC's policy orientation of "living a prosperous and contented life" can be translated into the universal language of the United Nations SDGs.

access to the internet	age	ageism	agricultural productivity	air
A air contamination	annual usage	annual	assessment	average
bike	biodiversity	business	B capacity building	capitalism C
carbon	children	circular economy	climate hazards	co2 →
commercial enterprises	community	consumption	consumerism	

crops	cultural diversity	cultural protection	D	death rate	death
decarbon	disease	Ee	economic development	economic growth	
ecosystem	education	education for sustainability	efficiency		
education in developing	electricity	energy	enterprise	←	
environment	equal access	equality	equity	event	fire
female	fishing practices	floods	food production	forest	Ff
freedom	G	GDP growth	gender	green economy	green spaces
greenhouse gas emission	greenhouse gas	H	health	health care	
healthy lives	heritage	household	housing	inadequate housing	
I	income	indication	industry	infected	information
←					
infrastructure	installation	internet	investigation	JJ	job
land conservation	legal identity	M	manage forest	marine	L
marine biodiversity	marine fisheries	medical	mental	missing	
methodology	mobile	monitoring	mortality rate	N/O	→
natural disaster	organized crime	P	participation	peace	penalty
people	phone	plant	plants	police	pollution
poor	population				
production	population growth	prevent violence	productivity		
protection	poverty	public health	public policy	public spaces	
public transportation	Q	quality jobs	quality of life	rate	ratio
R	re-usage	recovery	recycle	renewable	rental
reuse	river				
road safety	S	safety	sanitation management	service	society
social protection	species	stable jobs	subsidy	sustainable city	
sustainable agriculture			sustainable public procurement		
sustainable water	T	technology	town planning	toxic	tradition
transparency	transport	transportation	U	unemployment	urban
urban development	urban planning	urban sustainability	usage		
V	verification			W	
waste	water	well being	work	work opportunities	

A·3

Index of Methodologies and Data for the SDGs of New Taipei City

Variations and Limitations of SDGs Tools

With the SDGs as the basis for the common language on the communication for global ideal life, this methodology is the SDGs Tools aiming for elevating the global SD awareness. Based on the experiences of Sustainable Development Solutions Network (SDSN), Plan b came up with a systematic standard procedure and principles (More to check in Ch0.4 Guides and Methods) to identify SDGs and its correlations of solutions.

Ever since the release of the Sustainable Development Goals in 2016, all sectors have been searching for the mapping to the mission and frameworks of the 17 SDGs. Nevertheless, all of them fail to effectively avoid overt subjectivity and are equipped with applications of local inclusiveness, which render the focused Goals and the following strategy adjustment difficult for application. The causes to the variations and limitations can fall into two categories as follows:

Category I: Variations within the SDGs

1.1 Differences Contexts of Language Conversion:

The expressed meanings converted among languages have given rise to the variations in the SDG domain. The common language in the same fields between Chinese and English and the mutual communication with accumulated experiences are employed for variation correction, applying the experiences of SDSN. The language flaws of Chinese adaptivity shall exist, which require the relevant correction of methodology to be completed as soon as possible in the future.

1.2 Ambiguity of Keywords:

The various semantic meanings manifested by these Keywords in different SDGs yield the respective variations as a result. Also, the vocabulary covered by the respective SDG are varied as well, along with sub-topical extended relationships embedded in the SDGs essentially. Thus, certain degrees of variations exist inevitably at stop loss points.

Category II: Variations in between the SDGs

1.1 Differences in the Experience Appropriate to the Local:

The same language and culture may differ in local knowledge, context, cultural literacy, etc. in between regions. Due to local variations, the achievement of the SDGs may affect the mapping outcome, indicator identification and assessment direction of the progress, which produce different degrees of variations in the outcomes.

1.2 Differences in the Extended Applications:

The Voluntary Local Reviews, based on the regulations and policies of the respective state or regions, come up with different strategies and contents on international language, while propose various possibilities of extended developments from place to place. Hence, the mapping and categorization may be varied due to the extended applications of the Keywords or the SDGs to the local.

Writing Principles of VLR

Since 2020 High-level Political Forum for Sustainable Development, the United Nations emphasized the key role of local and regional governments. At HLPF, the United Nations published a guideline for writing voluntary local review, hoping to provide an easier inspection for VLRs. . In addition to the framework, it is hoped that the United Nations Sustainable Development Goals (SDGs) can become a common language among all sectors, and to strengthen the Voluntary National Review (VNR) and VLRs to enhance the base of the dialogue with stakeholders at all levels.

Writing Methods of Sustainable Development Solutions

The writing method of solution is to follow the human-centered writing structure in the report, of the emergency response to the COVID-19 in the cities. We start with the order of problem solving, solutions, and impact. This method is compiled by the Sustainable Development Solutions Youth Network (SDSN Youth) through the experience of solutions from all over the world.

Sustainable Development Goal Synergies Tools Solutions

The SDG Synergies Tools (SDG Synergies Tools) was implemented by the Stockholm Environment Institute (SEI), Sweden, and is used in this report with the authorization to Plan b Inc. The New Taipei City Government invited colleagues from all bureaus and departments of the government to fill in the survey to easy coordination. The sustainable development collaboration tool consists of three steps, which are explained as follows:

1. Customized Survey:

The secretariat of New Taipei City customized SDGs survey according to the guidelines of the New Taipei City Sustainable Development Committee to collect subsequent results.

2. Fill in The Survey:

Through basic cross-departmental cooperation assessment, which provides a referral benchmark for the priority toward “2030 Agenda” and confirms the policy approach to SDGs.

3. Analyze the Interaction Relationship:

Through the interactive analysis of SDGs, we can further understand how the policy ripples throughout the process, and potentially extends to the strategic dialogue and cooperation discussions of the entire “2030 Agenda for Sustainable Development”.

Policy Integration of Sustainable Development

In addition to the synergy and trade-off of the SDGs, the side events of the United Nations High-level Political Forum in 2021 also pointed out that policy integration is a necessary discussion. According to the international paper Cogitatio “Governing Trade-offs and Building Coherence in Policy Making for 2030 Agenda,” which simply explained three-stage model of policy-making: ① Understanding policy interactions (Input), ② Integrating policy-making (Process), ③ Assessing ex ante policy decisions (Output). Above stages can clarify and improve the efficiency of policy management and achieve “2030 Agenda” as a practical implementation and a tool for policy analysis.



Data Source and Index

- National Sustainable Development Network › < Taiwan Sustainable Development Goals > July, 2019.
- United Nations Department of Economic and Social Affairs (ECOSOC). 2021. “2020 Knowledge Exchange on Approaches and Tools For the 2021 Voluntary National Reviews: Summary of Approaches and Tools.” Paper presented at the United Nations 2021 High-Level Political Forum on Sustainable Development (HLPF), July 6-15, New York City, NY, United States.
- United Nations Department of Economic and Social Affairs (ECOSOC). 2020. “Global Guiding Elements for Voluntary Local Reviews (VLRs) of SDG Implementation.” 1-8, October 2020.
- Sustainable Development Solutions Network (SDSN). 2021. “Sustainable Development Report 2021: The Decade of Action for the Sustainable Development Goals.” 14 June 2021.
- United Nations. 2021. “Handbook for the Preparation of Voluntary National Reviews (VNRs) - The 2021 Edition.” Paper presented at the United Nations 2021 High-Level Political Forum on Sustainable Development (HLPF) , July 6-15, New York City, NY, United States.
- Sustainable Development Solutions Network Youth (SDSN Youth) & Local Pathways Fellowship. 2020. “COVID-19 Rapid Response Solutions for Cities - by the 2020 Local Pathways Fellows.”
- United Nations Human Settlement Programme (UN Habitat). 2020. “UN-Habitat COVID-19 Response Plan.” 26 April 2020.
- Måns Nilsson & Nina Weitz. 2019. “Governing Trade-Offs and Building Coherence in Policy-Making for the 2030 Agenda.” *Politics and Governance*, Cogitatio Press 7 (4): 254-263.
- Global Taskforce of Local and Regional Governments & United Cities and Local Governments (UCLG). 2020. “Towards the Localization of the SDGs: How to Accelerate Transformative Actions in the Aftermath of the COVID-19 Outbreak.” Paper presented at the United Nations 2020 High-Level Political Forum on Sustainable Development (HLPF), July 7-16, New York City, NY, United States.

Abbreviation Index

Glossary of Terms	Abbreviation
Coronavirus disease 2019	COVID-19
High-Level Political Forum	HLPF
Millennium Development Goals	MDGs
New Taipei City Government	NTPC
New Taipei City Indicators	NTPC Indicators
Non-Governmental Organization	NGO
Nonprofit Organization	NPO
Powering Past Coal Alliance	PPCA
Public-Private Partnership	PPP
Rainbow Cities Network	RCN
Stockholm Environment Institution	SEI
Sustainable Development Goals	SDGs
Sustainable Development Goals Synergies Tools	SDG Synergies Tools

Glossary of Terms	Abbreviation
Sustainable Development Goals Tools	SDGs Tools
Sustainable Development Solutions Network	SDSN
Sustainable Development Solutions Network Youth	SDSN Youth
The International Observatory on Participatory Democracy	IOPD
United Cities and Local Governments Asia Pacific	UCLG ASPAC
United Nations 2030 Agenda for Sustainable Development	UN 2030 Agenda
United Nations Data Application Programming Interface	UN Data API
United Nations Human Settlement Programme	UN Habitat
United Nations Statistics Division	UNSD
Voluntary Local Review	VLR
Voluntary Local Review Declaration	VLR Declaration
Voluntary National Review	VNR
World Cities Summit	WCS
Youth Sustainable Energy Hub	YSEH



Publisher ————— New Taipei City Government
Title ————— 2021 New Taipei City Voluntary Local Review
Planner ————— Plan b Inc. **Plan b**
Collaborator ————— Stockholm Environment Institute, SEI
Edition ————— 1st Edition in November, 2021
Editorial Team ————— Secretariat, New Taipei City Government

Copyright 2021 by New Taipei City Government All rights reserved

No part of this publication may be reproduced, stored in or introduced into a retrieval system, or transmitted, in any form, or by any means (electronic, mechanical, photocopying, recording or otherwise), without the prior permission of the publisher.

Requests for permission should be directed to New Taipei City Government, secretariat, No. 161, Sec. 1, Zhongshan Rd., Banqiao Dist., New Taipei City 220242, Taiwan

The publication is using multiple types of verified recycled papers and printed with colored soy-based ink in Taiwan.



